



# ATHENIAN SHIPBROKERS S.A.

107-109, Vas. Pavlou Str., GR 166 73, Voula, Athens, Greece

Tel: +30 210 9659700 - Fax: +30 210 8996040

Email S & P : [athenian@atheniansa.gr](mailto:athenian@atheniansa.gr)

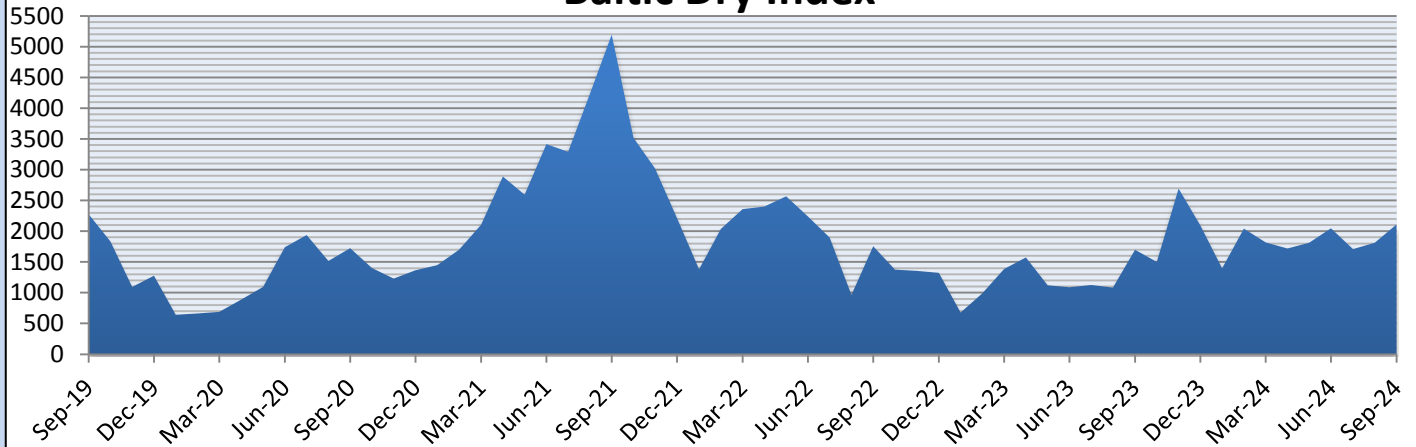
Email Chartering : [chartering@atheniansa.gr](mailto:chartering@atheniansa.gr)

[www.atheniansa.gr](http://www.atheniansa.gr)

**SEPTEMBER 2024**

## MONTHLY REPORT

### Baltic Dry Index



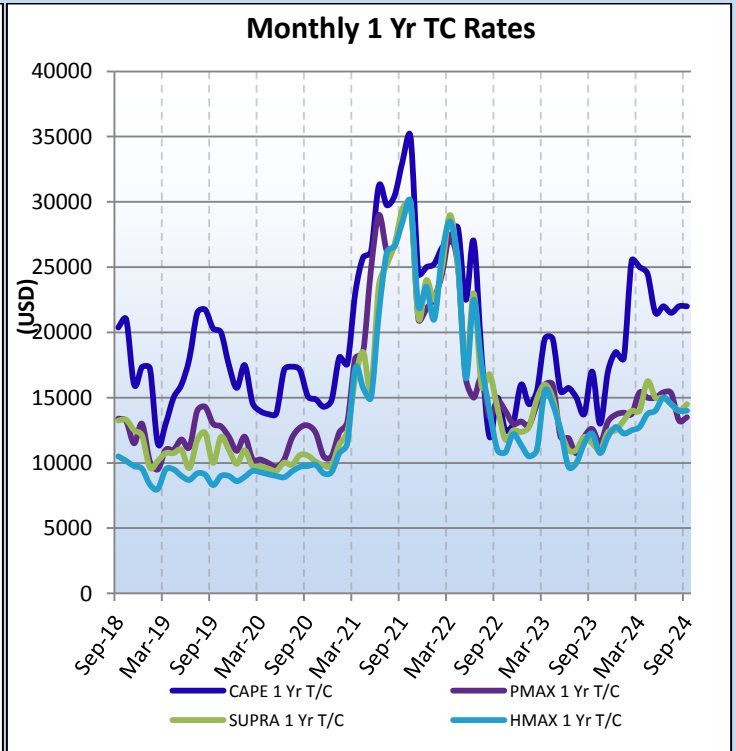
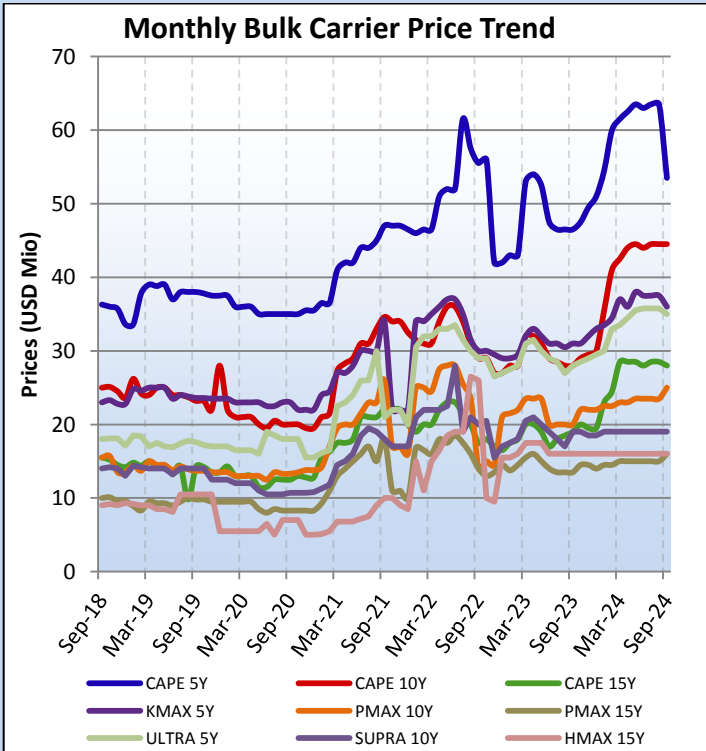
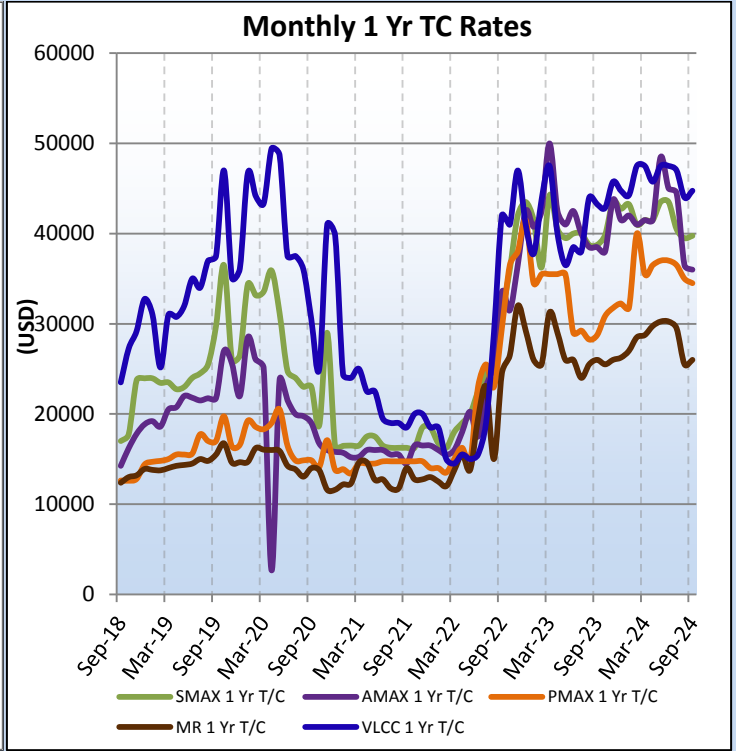
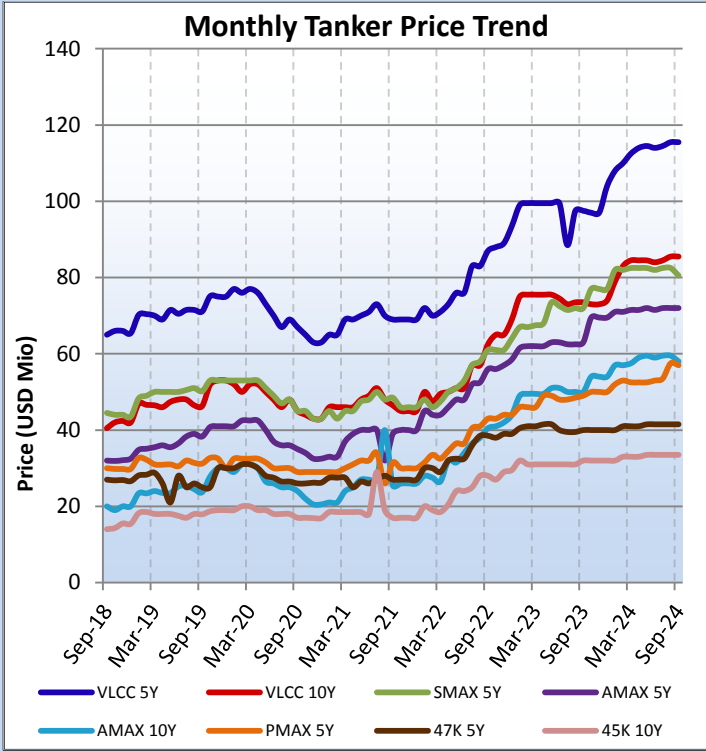
### PRICES TANKERS (\$ MIO)

* Prices reflect Year's End	2018	2019	2020	2021	2022	2023	SEP-24
<b>VLCC 5Y</b>	63	75	63	69	93.5	104	115.5
<b>VLCC 10Y</b>	40	53	43	45	69	74	85.5
<b>SUEZMAX 5Y</b>	42	53	42	46	64	77	80.5
<b>AFRAMAX 5Y</b>	32	41	42.5	40	58.5	69.5	72
<b>AFRAMAX 10Y</b>	22	30	28.3	26	44	54	58
<b>PANAMAX 5Y</b>	28	30	29.5	30	44	50	57
<b>51K 5Y</b>	27.5	30	26.5	27	39	39	48.5
<b>47K 10Y</b>	16.5	19	17.5	17	29.5	30	31

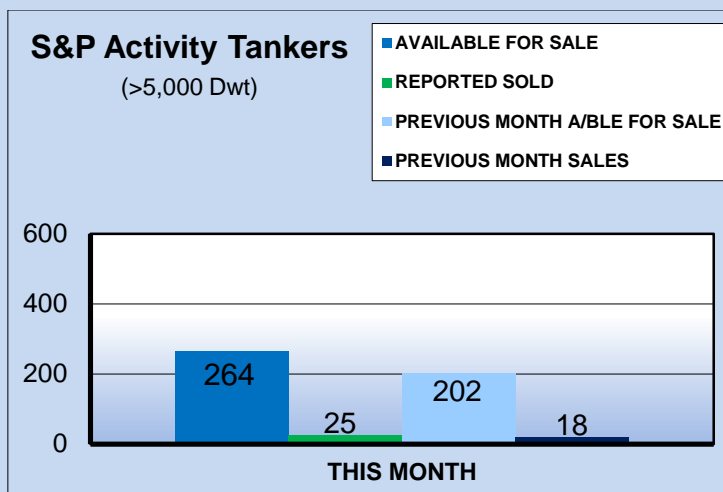
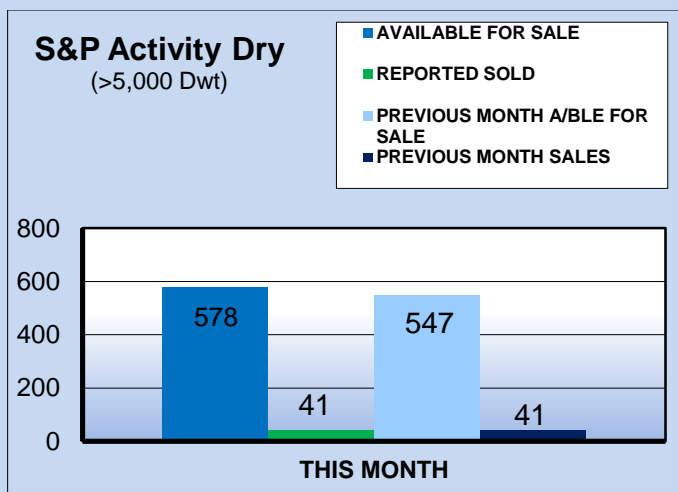
### PRICES BULKERS (\$ MIO)

* Prices reflect Year's End	2018	2019	2020	2021	2022	2023	SEP-24
<b>CAPE SIZE 5Y</b>	33	37.5	35.3	46.5	42	51	63.5
<b>CAPE SIZE 10Y</b>	23.5	22	19	32.5	27	30	44.5
<b>CAPE SIZE 15Y</b>	14	13.5	12	20	16.5	19.5	28
<b>KAMSARMAX 5Y</b>	23.5	23.5	21.8	32	29	33	36
<b>KAMSARMAX 10Y</b>	14.5	13.5	13.5	22	21	23	25
<b>PANAMAX 15Y</b>	9	9.5	8.8	16	14.5	14	16
<b>PANAMAX 20Y</b>	6.5	6	5.7	10	9.5	10	10
<b>ULTRAMAX 5Y</b>	18	17	17.3	29	27	29.5	35
<b>SUPRAMAX 10Y</b>	14	12.5	10.5	20	17	18.5	19
<b>HANDY 37K 5Y</b>	15	16.7	14.5	24	22	25.5	27
<b>HANDY 37K 10Y</b>	11.8	9.2	8.7	17	15.5	16	20

## SECOND HAND SALES & CHARTER FIXTURE TRENDS

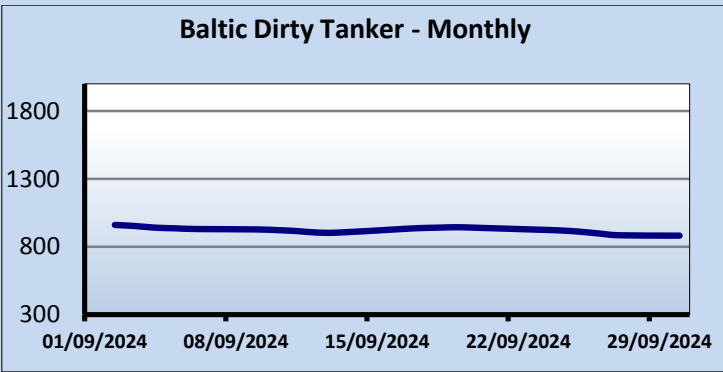
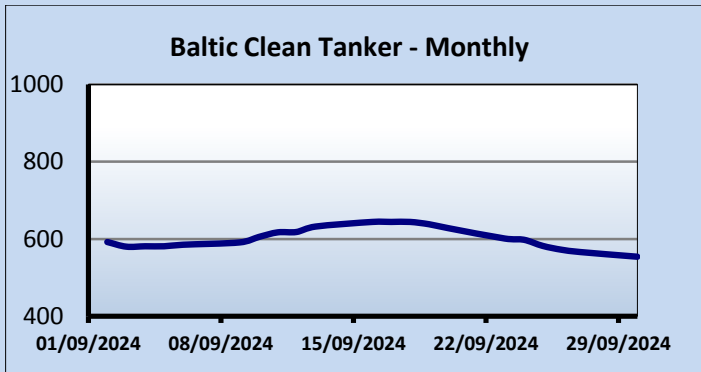
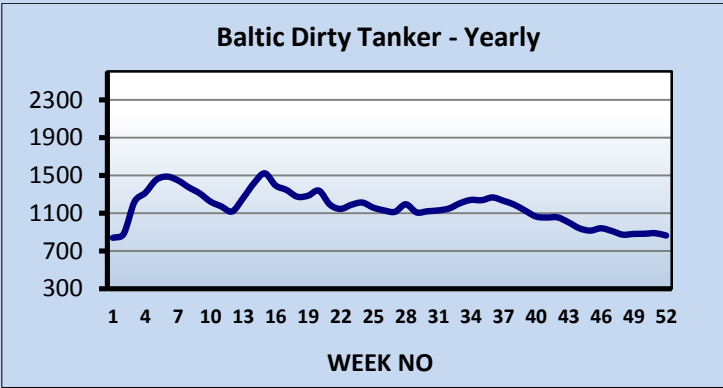
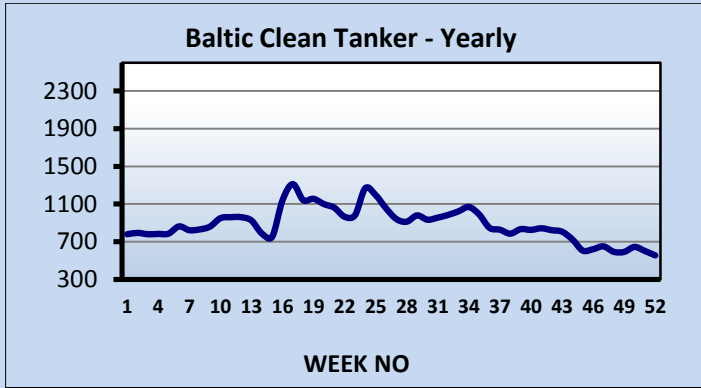


## SECOND HAND TONNAGE MARKET



*\* Excluding demolition sales*

Ship Type	Sale and Purchase Market						
	Apr-24	May-23	Jun-24	Jul-24	Aug-24	Sep-24	Total
<b>BULK</b>	52	53	40	37	41	41	264
<b>TANK</b>	21	19	26	23	18	25	132
<b>GAS</b>	6	2	10	7	14	5	44
<b>CONT</b>	15	12	8	4	6	15	60
<b>TWEEN/MPP</b>	0	0	0	0	0	0	0
<b>REEF</b>	0	0	0	0	0	0	0
<b>RORO</b>	3	5	0	3	1	2	14
<b>FERRY</b>	0	2	0	0	0	0	2
<b>CRUISE</b>	2	0	0	0	0	0	2
<b>Total</b>	<b>99</b>	<b>93</b>	<b>84</b>	<b>74</b>	<b>80</b>	<b>88</b>	<b>518</b>

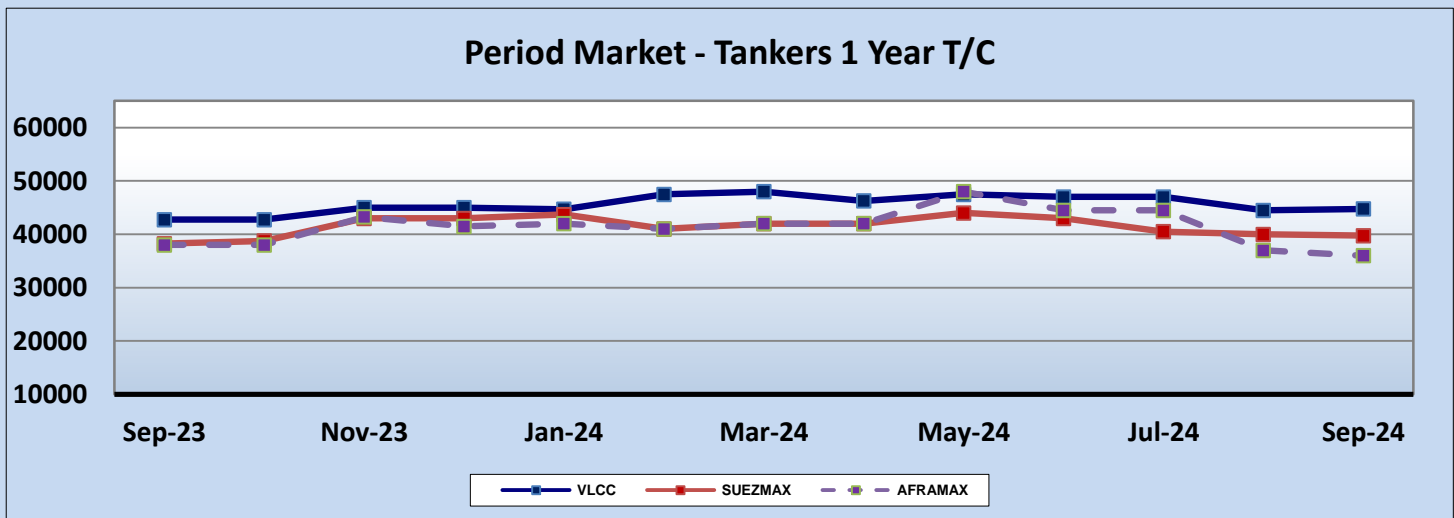
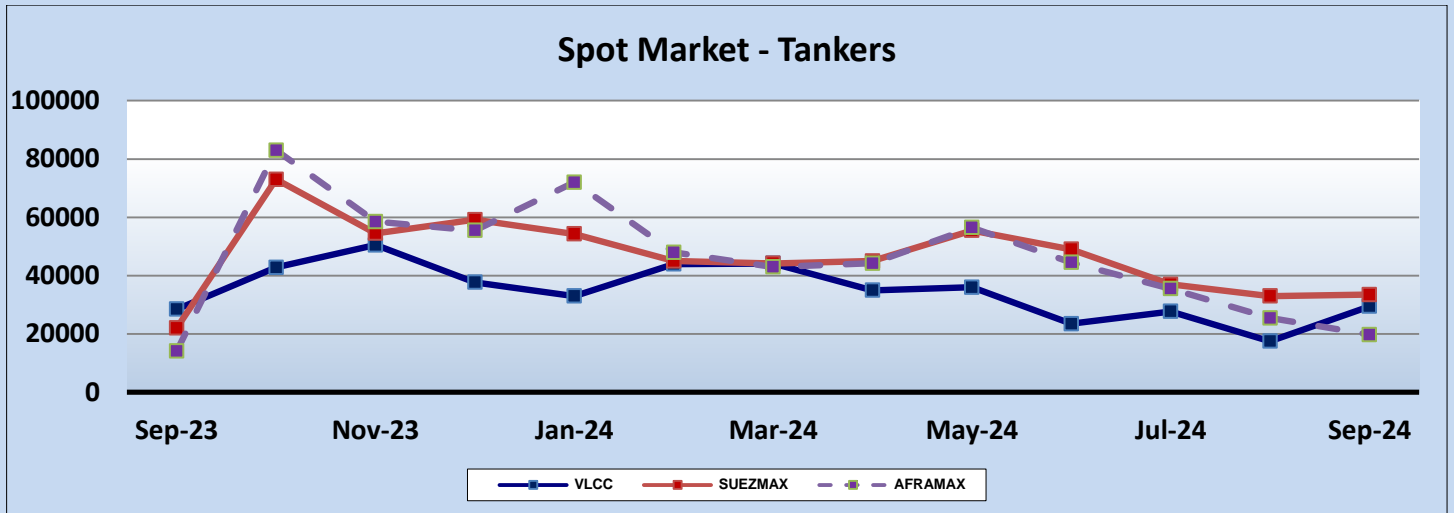


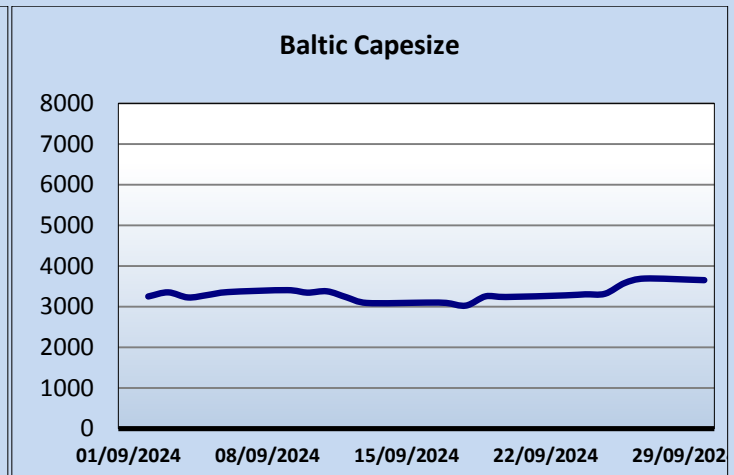
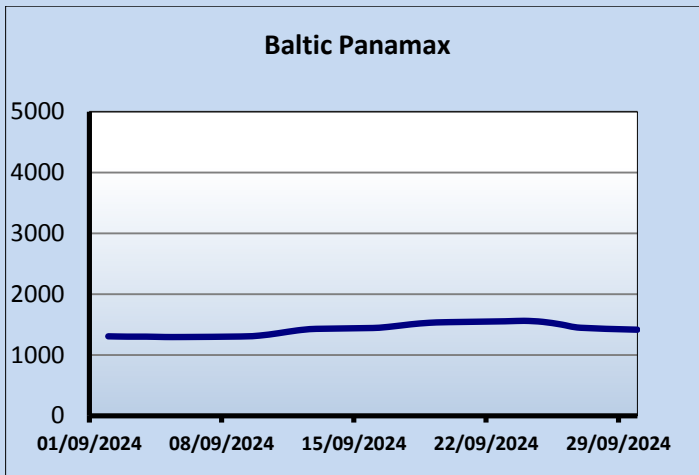
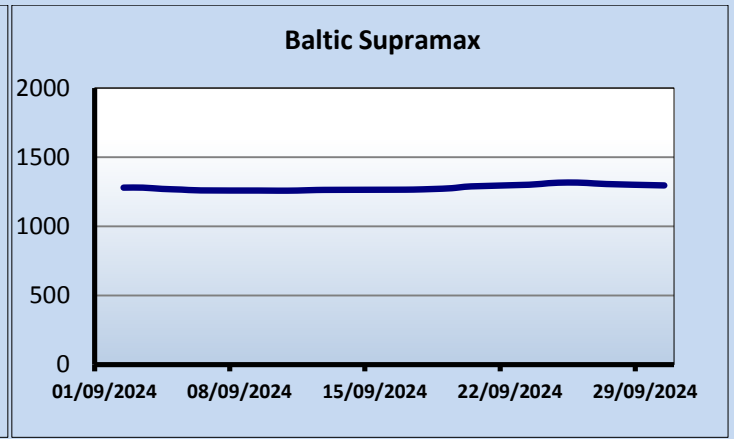
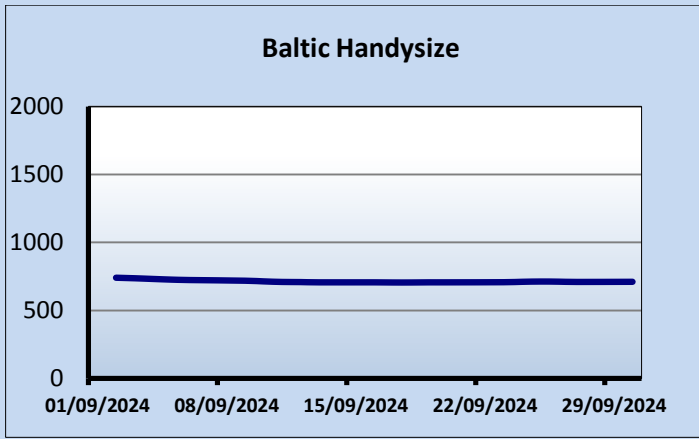
**TANKER SALES**

<b>NAME</b>	<b>DWT</b>	<b>BLT</b>		<b>PRICE \$ (MIO)</b>	<b>BUYER</b>
<b>CONQUEROR</b>	<b>70,616</b>	<b>2004</b>	<b>KOREA</b>	<b>19</b>	<b>CHINESE</b>
<b>FAIR WORLD</b>	<b>74,999</b>	<b>2004</b>	<b>KOREA</b>	<b>20.5</b>	<b>CHINESE</b>
<b>CARIBBEAN STAR</b>	<b>46,383</b>	<b>2004</b>	<b>JAPAN</b>	<b>17.9</b>	<b>UNDISCLOSED</b>
<b>KALAMOS</b>	<b>46,719</b>	<b>2004</b>	<b>JAPAN</b>	<b>17.8</b>	<b>UNDISCLOSED</b>
<b>PIONEER</b>	<b>49,000</b>	<b>2005</b>	<b>KOREA</b>	<b>19</b>	<b>UNDISCLOSED</b>
<b>JAG LALIT</b>	<b>158,344</b>	<b>2005</b>	<b>KOREA</b>	<b>33</b>	<b>UNDISCLOSED</b>
<b>MAERSK BARRY</b>	<b>29,040</b>	<b>2006</b>	<b>CHINA</b>	<b>-</b>	<b>FAR EASTERN</b>
<b>PLANET PEARL</b>	<b>105,699</b>	<b>2005</b>	<b>JAPAN</b>	<b>29</b>	<b>MALAYSIAN</b>
<b>SAKE</b>	<b>300,390</b>	<b>2005</b>	<b>JAPAN</b>	<b>40.5</b>	<b>UNDISCLOSED</b>
<b>LYDERHORN</b>	<b>33,849</b>	<b>2006</b>	<b>JAPAN</b>	<b>26.66</b>	<b>FAR EASTERN</b>
<b>TWO MILLION WAYS</b>	<b>73,965</b>	<b>2008</b>	<b>JAPAN</b>	<b>30</b>	<b>UNDISCLOSED</b>
<b>FOS POWER</b>	<b>47,371</b>	<b>2007</b>	<b>JAPAN</b>	<b>24</b>	<b>UNDISCLOSED</b>
<b>ELIJAH</b>	<b>45,672</b>	<b>2007</b>	<b>CHINA</b>	<b>21</b>	<b>NIGERIAN</b>
<b>ADVANTAGE VIRTUE</b>	<b>296,481</b>	<b>2009</b>	<b>CHINA</b>	<b>51</b>	<b>CL OF YINGHAO SHIPPING</b>
<b>ELEGANT GRACE</b>	<b>50,698</b>	<b>2009</b>	<b>KOREA</b>	<b>27.5</b>	<b>PV TRANS</b>
<b>SONGA PEACE</b>	<b>19,992</b>	<b>2009</b>	<b>JAPAN</b>	<b>23.8</b>	<b>FAR EASTERN</b>
<b>TENACITY</b>	<b>50,143</b>	<b>2014</b>	<b>CHINA</b>	<b>40</b>	<b>AERIO SHIPMANAGEMENT</b>
<b>CAPTAIN X KYRIAKOU</b>	<b>299,991</b>	<b>2013</b>	<b>KOREA</b>	<b>80</b>	<b>UNDISCLOSED</b>
<b>STI OPERA</b>	<b>49,990</b>	<b>2014</b>	<b>KOREA</b>	<b>41</b>	<b>UNDISCLOSED</b>
<b>STI TEXAS CITY</b>	<b>49,990</b>	<b>2014</b>	<b>KOREA</b>		<b>ENBLOC BSS</b>
<b>STI SAN ANTONIO</b>	<b>49,990</b>	<b>2014</b>	<b>KOREA</b>	<b>85</b>	<b>UNDISCLOSED</b>
<b>HORIN TRADER</b>	<b>19,855</b>	<b>2015</b>	<b>JAPAN</b>	<b>31.5</b>	<b>WONJIN</b>
<b>ALKINOOS</b>	<b>109,900</b>	<b>2019</b>	<b>CHINA</b>	<b>74</b>	<b>PERTAMINA</b>
<b>STI LILY</b>	<b>109,994</b>	<b>2019</b>	<b>CHINA</b>	<b>73</b>	<b>PERTAMINA</b>
<b>ES SPIRIT</b>	<b>13,799</b>	<b>2020</b>	<b>CHINA</b>	<b>16.64</b>	<b>UNDISCLOSED</b>

**GAS SALES**

<i>NAME</i>	<i>DWT</i>	<i>BLT</i>		<i>CBM</i>	<i>PRICE \$ (MIO)</i>	<i>BUYER</i>
<b>WIND 7</b>	<b>30,309</b>	<b>1996</b>	<b>JAPAN</b>	<b>38,484</b>	<b>26.5</b>	<b>UAE</b>
<b>BASHUNDHARA LPG WARRIOR</b>	<b>49,999</b>	<b>2005</b>	<b>JAPAN</b>	<b>77,330</b>	<b>61</b>	<b>UAE</b>
<b>GRACE COSMOS</b>	<b>85,224</b>	<b>2008</b>	<b>KOREA</b>	<b>146,794</b>	<b>-</b>	<b>CHINESE</b>
<b>GAS CAUAYAN</b>	<b>5,352</b>	<b>2006</b>	<b>JAPAN</b>	<b>4,920</b>	<b>7.4</b>	<b>UNDISCLOSED</b>
<b>GASLOG SANTIAGO</b>	<b>82,178</b>	<b>2013</b>	<b>KOREA</b>	<b>151,900</b>	<b>151 (BBCB)</b>	<b>CDB LEASING</b>

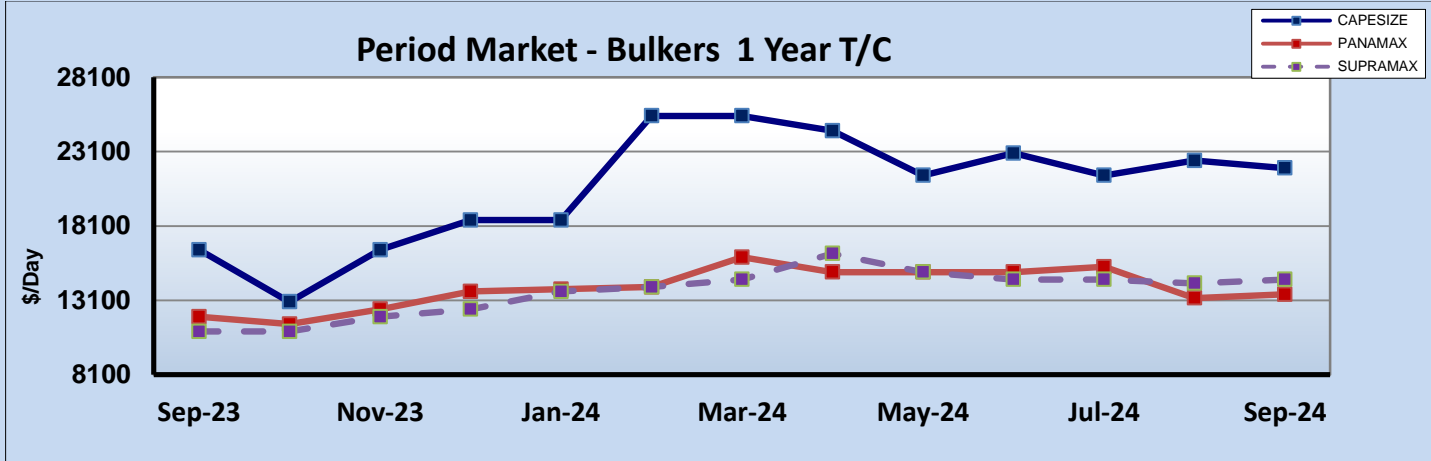
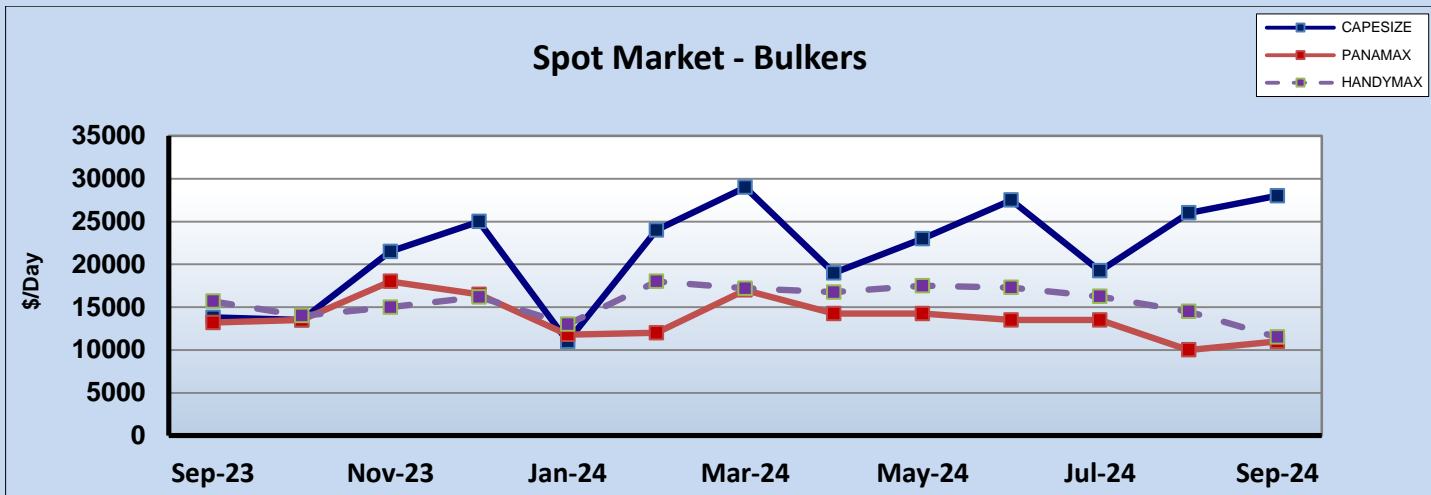




#### BULKER SALES

NAME	DWT	BLT		GEAR	PRICE \$ (MIO)	BUYER
ORIENTAL NAVIGATOR	172,90	1999	JAPAN	-	11.8	CHINESE
ISOLDA	34,941	1999	JAPAN	3x30	5.9	UNDISCLOSED
MINERAL CLOUDBREAK	205,097	2012	PHILIPPINES	-	38.5	CHINESE
MAPLE FORTITUDE	32,491	2011	CHINA	4x30.5	11	UNDISCLOSED
NORD MAGNES	179,546	2011	PHILIPPINES	-	31	UNDISCLOSED
BRIGHT GEMINI	82,073	2013	CHINA	4x30	23	UNDISCLOSED
ZORINA	57,000	2011	CHINA	4x30	13.8	UNDISCLOSED
QUEEN SAPPHIRE	61,388	2011	JAPAN	4x30.7	21	CHINESE
CAPE AZALEA	208,025	2012	CHINA	-	38.5	CHINESE
MARTHA	81,811	2014	JAPAN	-	26	GREEK
AM HAMBURG	81,792	2013	CHINA	-		ENBLOC BSS
AM QUEBEC	81,792	2013	CHINA	-	36.5	EGPN BULK CARRIER
ETERNAL HAKATA	61,353	2014	JAPAN	4x30	25	GREEK
YOCHOW	34,398	2015	JAPAN	4x30	19	UNDISCLOSED
LOWLANDS AMSTEL	61,177	2015	JAPAN	4x30.7	26	FAR EASTERN
AFRICAN EGRET	34,370	2016	JAPAN	4x30	21.5	UNDISCLOSED
AMIS MIRACLE	62,601	2018	JAPAN	4x30	34.4	UNDISCLOSED
HB GOLDEN EAGLE	37,720	2020	JAPAN	4x30.7	28.5	UNDISCLOSED
DIAS	74,716	2001	CHINA	-	6.8	CHINESE
LILA LISBON	176,423	2003	JAPAN	-	12.5	CHINESE
SASSY SOFIA	32,759	2005	JAPAN	4x30.5	9	LEBANESE
PRABHU MIHIKAA	55,557	2005	JAPAN	4x30	11.85	UNDISCLOSED
CHINA PEACE	174,413	2005	CHINA	-	20.3	CHINESE

MARAN PROSPERITY	174,240	2006	CHINA	-	21.5	CHINESE
AZURE OCEAN	180,184	2007	JAPAN	-	25	CHINESE
ELEGANT EMILIE	33,248	2008	JAPAN	4x30	12.5	UNDISCLOSED
A WISDOM	53,503	2007	JAPAN	4x30.5	13.2	UNDISCLOSED
ALPHA PRUDENCE	178,002	2008	CHINA	-	24.5	UNDISCLOSED
TITAN I	58,090	2009	PHILIPPINES	4x30	16	GURITA LINTAS S.
SANIA	57,011	2010	CHINA	4x30	12.5	UNDISCLOSED
PONTOTRITON	177,947	2007	CHINA	-	23	CHINESE
JAG RANI	56,819	2011	CHINA	4x30	14	UNDISCLOSED
GOLDEN RUBY	74,052	2014	INDIA	-	20.8	INDONESIAN
IMPERIAL EAGLE	55,989	2010	JAPAN	4x30	18	UNDISCLOSED
FLORIANA	33,862	2012	KOREA	4x30.7	14	GREEK
SAGARJEET	58,079	2009	CHINA	4x30	16.3	INDONESIAN
KITAURA	119,277	2012	JAPAN	-	25	CL OF ALBERTA S.
MINERAL CHARLIE	205,236	2012	PHILIPPINES	-	39	UNDISCLOSED
LAVAU	35,774	2010	KOREA	4x30	-	UNDISCLOSED
VISAYAS	56,136	2010	JAPAN	4x30	16.8	CHINESE
TRANSFORMER OI	28,375	2009	JAPAN	4x30.5	9	VIETNAMESE



**CONTAINER SALES**

<i>NAME</i>	<i>DWT</i>	<i>BLT</i>		<i>GEAR</i>	<i>TEU</i>	<i>PRICE \$ (MIO)</i>	<i>BUYER</i>
MANILA VOYAGER	28,352	1997	KOREA	4x40	2,113	8	CHINESE
BUXFAVOURITE	34,083	1997	KOREA	3x40	2,456	10.8	CHINESE
WANA BHUM	30,832	2005	JAPAN	-	2,378		ENBLOC BSS
AS PAOLA	33,868	2005	GERMANY	3x45	2,478		
XUTRA BHUM	30,832	2005	JAPAN	-	2,378	60.5	HMM
NORTHERN DEPENDANT	42,019	2008	CHINA	-	3,534	31	CL OF MSC
TURKON ISTANBUL	26,811	2008	TURKEY	-	1,849	16.5	GREEK
MELANESIAN CHIEF	13,760	2008	CHINA	2x45	1,118	9.4	NSC SCHIFFAHRTS.
AS FATIMA	18,343	2008	CHINA	-	1,284	11.9	UNDISCLOSED
CHOPIN	46,954	2012	CHINA	4x45	3,635	24.1	NORWEGIAN
SPIRIT OF HONG KONG	51,693	2010	KOREA	-	4,255	32	CL OF SM LINE
LIVORNO EXPRESS	51,916	2014	PHI.	3x45	3,832		ENBLOC BSS
DETROIT EXPRESS	52,033	2014	PHI.	3x45	3,832		
GENOA EXPRESS	52,038	2014	PHI.	3x45	3,832		
BARCELONA EXPRESS	51,950	2014	PHI.	3x45	3,832	180	UNDISCLOSED

**Ro-Pax / Fast Ferries SALES**

<i>NAME</i>	<i>GT</i>	<i>BLT</i>		<i>Pax</i>	<i>PRICE \$ (MIO)</i>	<i>BUYER</i>
-	-	-	-	-	-	-

**CRUISE SALES**

<i>NAME</i>	<i>GT</i>	<i>BLT</i>		<i>Pax</i>	<i>PRICE \$ (MIO)</i>	<i>BUYER</i>
-	-	-	-	-	-	-

**Ro-Ro SALES**

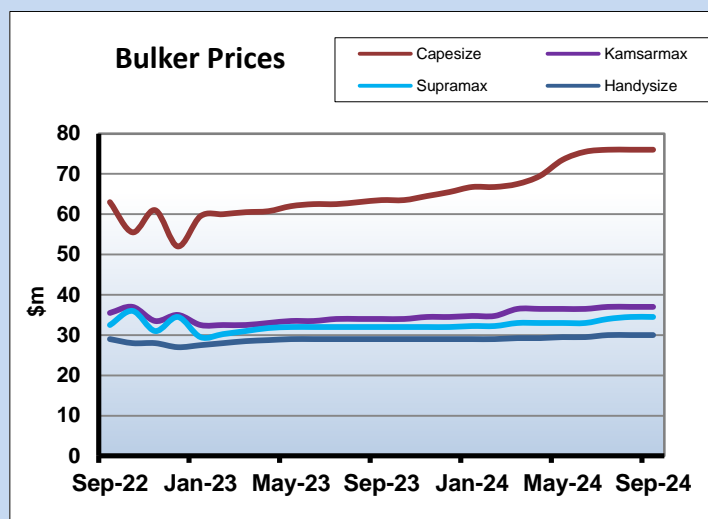
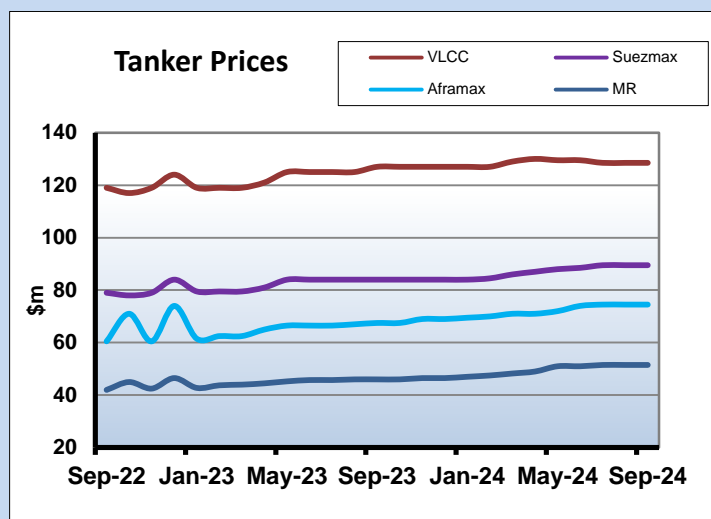
<i>NAME</i>	<i>GT</i>	<i>BLT</i>		<i>Pax</i>	<i>PRICE \$ (MIO)</i>	<i>BUYER</i>
HOEGH NEW YORK	57280	2005	KOREA	-	60.6	UNDISCLOSED
THUNDER	5992	1998	AUSTRALIA	800	17.75	CL OF ATTICA GROUP

**OFFSHORE SALES**

<i>NAME</i>	<i>GT</i>	<i>BLT</i>		<i>BOLL. PULL</i>	<i>PRICE \$ (MIO)</i>	<i>BUYER</i>
CALISTA	4685	2013	CHINA	-	-	MIDDLE EASTERN



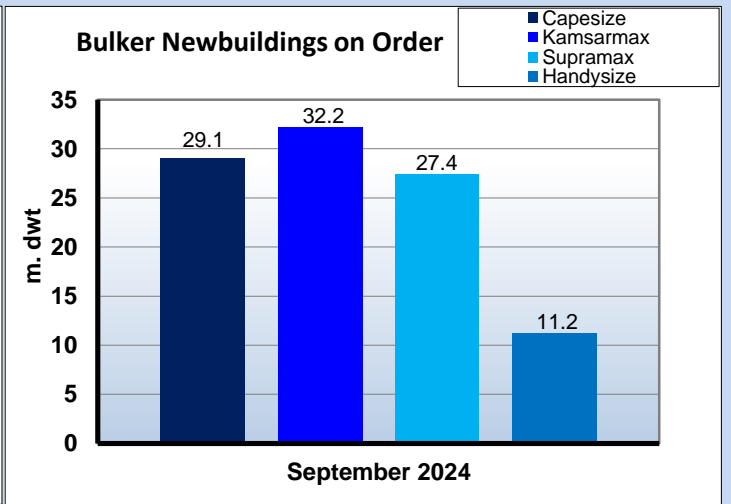
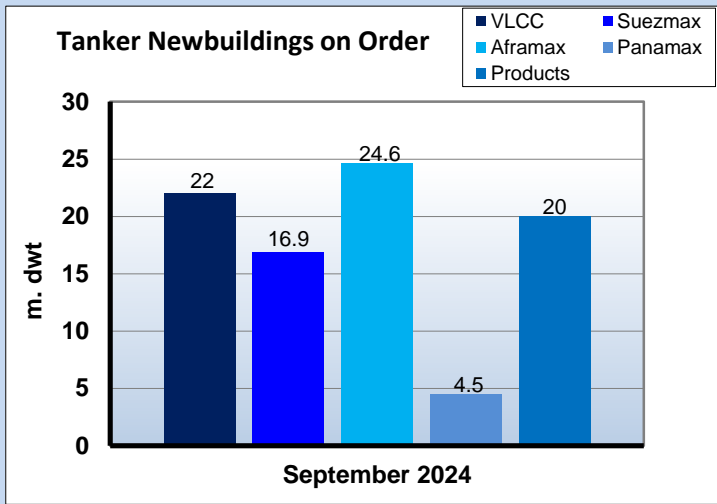
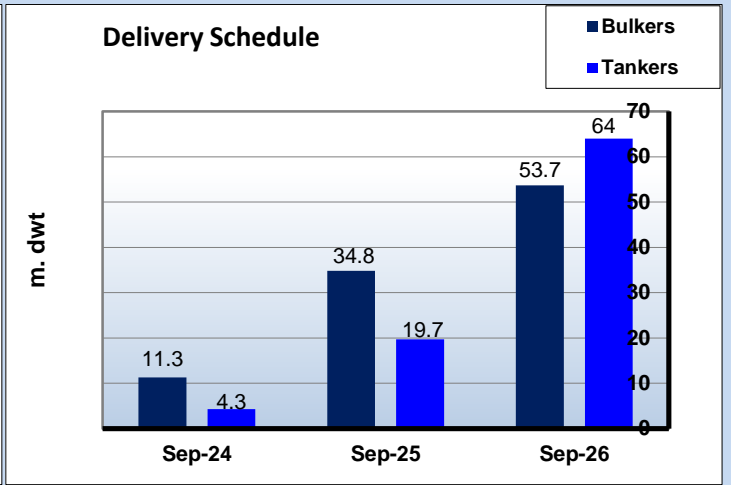
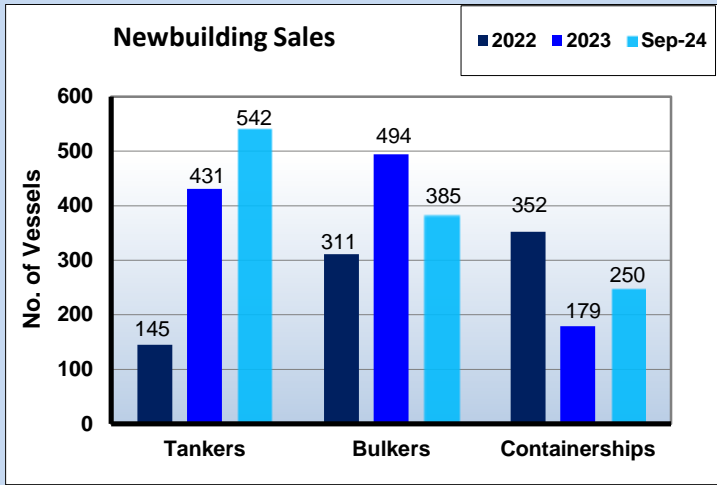
## NEW BUILDING MARKET AND REPORTED CONTRACTS



Dry Bulk Orderbook				
Ship Type	m.Dwt 2024	2025	2026+	Total No. Ships
Capesize	1.6	7.3	20.3	135
Kamsarmax	4.1	10.5	17.6	390
Supra/Hmax	3.6	11.4	12.3	432
Handies	2.0	5.6	3.5	305
<b>Total</b>	<b>11.3</b>	<b>34.8</b>	<b>53.7</b>	<b>1262</b>

Tanker Orderbook				
Ship Type	m.Dwt 2024	2025	2026+	Total No. Ships
ULCC/VLCC	0.3	1.5	20.2	71
Suezmax	0.6	4.6	11.7	108
Aframax	1.8	6.6	16.3	215
Panamax	0.1	0.8	3.5	60
MR + Small	1.4	6.2	12.4	547
<b>Total</b>	<b>4.3</b>	<b>19.7</b>	<b>64.0</b>	<b>1,001</b>

LPG Orderbook				
Ship Type	,000cb 2024	2025	2026+	Total No. Ships
VLGC	455	2,129	11,987	153
LGC	0	225	1,623	39
MR	116	174	1,047	39
Handy	66	101	106	37
Small	7	4	0	3
<b>Total m.Dwt</b>	<b>0.45</b>	<b>1.76</b>	<b>9.74</b>	<b>271</b>



DWT in Thousands	Newbuilding Historical Prices (\$m)													
	Sep-24	2023	2022	2021	2020	2019	2018	2017	2016	2010	2005	2000	1995	1990
<b>Tankers</b>														
320 DWT <sup>1</sup>	128.5	127	124	110	85.5	95.6	92.4	81.5	84.5	104.8	120	76.5	85.3	87.4
170 DWT <sup>1</sup>	89.5	84	84	75	57	71.7	60.6	55	54.5	66.3	71.5	52.5	54	66.1
115 DWT <sup>1</sup>	74.5	69	74	58.5	46.5	55.1	48.1	44	44.5	56	58	41.5	43.3	53.2
50 DWT <sup>1</sup>	51.5	46.5	46.5	40	34	38.8	36.7	33.8	32.5	36.1	43	29.5	33.2	32.1
<b>Bulkers</b>														
185 DWT <sup>1</sup>	76	65.5	51.5	46.5	51.8	50.4	44	42	46	57.2	58.5	40.5	42.3	60.2
83 DWT <sup>1</sup>	37	34.5	35	26	30.6	28.1	25.5	24.5	25.7	34.3	36	22.5	27.9	30
64 DWT <sup>1</sup>	34.5	32	34	24	27.4	26.2	24	22.3	24.1	31.1	31	20.5	24.1	25.3
35 DWT <sup>1</sup>	30	29	27	23	22.6	23.9	22	19.5	20.3	26.3	25.5	15	19.2	21.3
	<sup>1</sup> Before 2001 sizes to read 280,000 - 140,000 - 95,000 - 40,000 respectively for tankers and 150,000 - 69,000 for Bulkers <sup>2</sup> Single Hull <sup>3</sup> 30,000 DWT +Prior 2017 to read 73 - 76k dwt, 45k dwt & 30k dwt													
	(note: above is for vessels built Japan / Korea, you should also consider US\$ / Yen / Won relation for the years mentioned)													

#### Newbuilding Orders

TYPE	DWT	BUILDER	DELIVERY	PRICE \$	OWNER	NOTES
BULK	82,000	HAITONG OFFSHORE ENG	MAR 2027	-	FUJIAN SHIPPING	-
BULK	82,000	HAITONG OFFSHORE ENG	OCT 2026	-	FUJIAN SHIPPING	-
GENERAL CARGO	6,000	SHIP & STEELBUILDING	OCT 2026	-	LONGSHIP	-
GENERAL CARGO	6,000	SHIP & STEELBUILDING	JUL 2026	-	LONGSHIP	-
GENERAL CARGO	6,000	SHIP & STEELBUILDING	APR 2026	-	LONGSHIP	-
GENERAL CARGO	6,000	SHIP & STEELBUILDING	JAN 2026	-	LONGSHIP	-
CHEM & OIL	49,500	GSI NANSHA	2028	-	LEONHARDT & BLUMBERG	-
CHEM & OIL	49,500	GSI NANSHA	2028	-	LEONHARDT & BLUMBERG	-
MPP/HVY. LIFT	13,500	HUANGPU WENCHONG	2029	-	HAMMONIA REEDEREI	-
MPP/HVY. LIFT	13,500	HUANGPU WENCHONG	2029	-	HAMMONIA REEDEREI	-
MPP/HVY. LIFT	13,500	HUANGPU WENCHONG	2029	-	HAMMONIA REEDEREI	-
MPP/HVY. LIFT	13,500	HUANGPU WENCHONG	2028	-	HAMMONIA REEDEREI	-
MPP/HVY. LIFT	13,500	HUANGPU WENCHONG	2028	-	HAMMONIA REEDEREI	-
MPP/HVY. LIFT	13,500	HUANGPU WENCHONG	2028	-	HAMMONIA REEDEREI	-
MPP/HVY. LIFT	13,500	HUANGPU WENCHONG	2028	-	HAMMONIA REEDEREI	-
MPP/HVY. LIFT	13,500	HUANGPU WENCHONG	2027	-	HAMMONIA REEDEREI	-
PASS/ CAR F.	500	OZATA SHIPYARD	2026	-	TORGHATTEN NORD AS	-
PASS/ CAR F.	500	OZATA SHIPYARD	2026	-	TORGHATTEN NORD AS	-
LNG BUNKERING	12,300	HYUNDAI MIPO	NOV 2027	92.40	UNKNOWN	-
LNG BUNKERING	12,300	HYUNDAI MIPO	NOV 2027	92.40	UNKNOWN	-
LNG	135,000	HUDONG ZHONGHUA	2031	-	QATARENERGY	-
LNG	135,000	HUDONG ZHONGHUA	2031	-	QATARENERGY	-
LNG	135,000	HUDONG ZHONGHUA	2031	-	QATARENERGY	-
LNG	135,000	HUDONG ZHONGHUA	2031	-	QATARENERGY	-
LNG	135,000	HUDONG ZHONGHUA	2030	-	QATARENERGY	-
LNG	135,000	HUDONG ZHONGHUA	2030	-	QATARENERGY	-
LNG	92,000	DALIAN SHIPBUILDING	2028	-	COSCO SHPG ENERGY	-
LNG	92,000	DALIAN SHIPBUILDING	2028	-	COSCO SHPG ENERGY	-

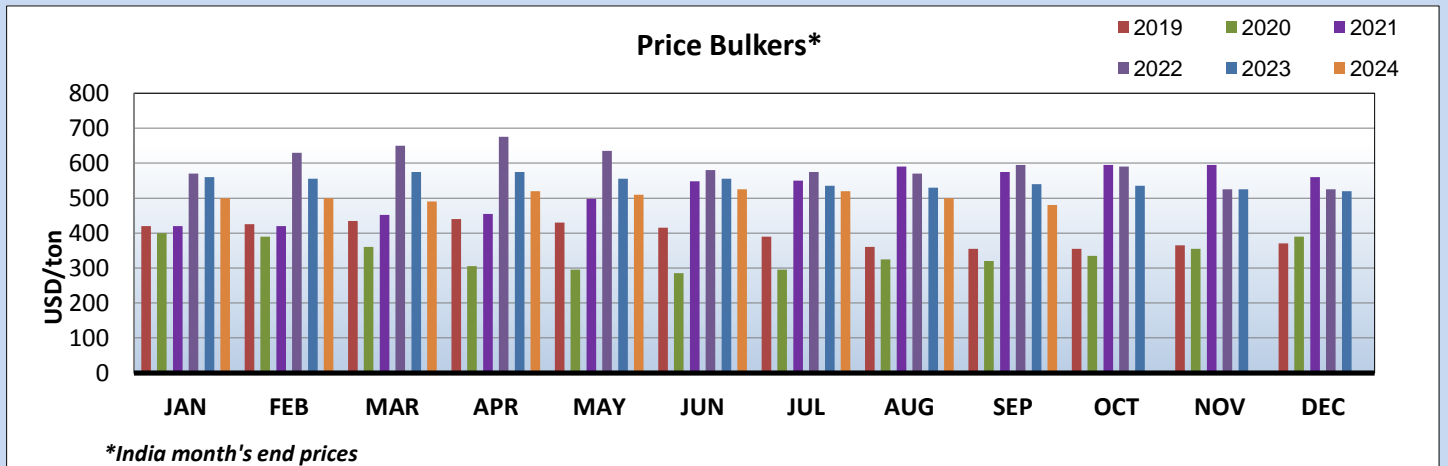
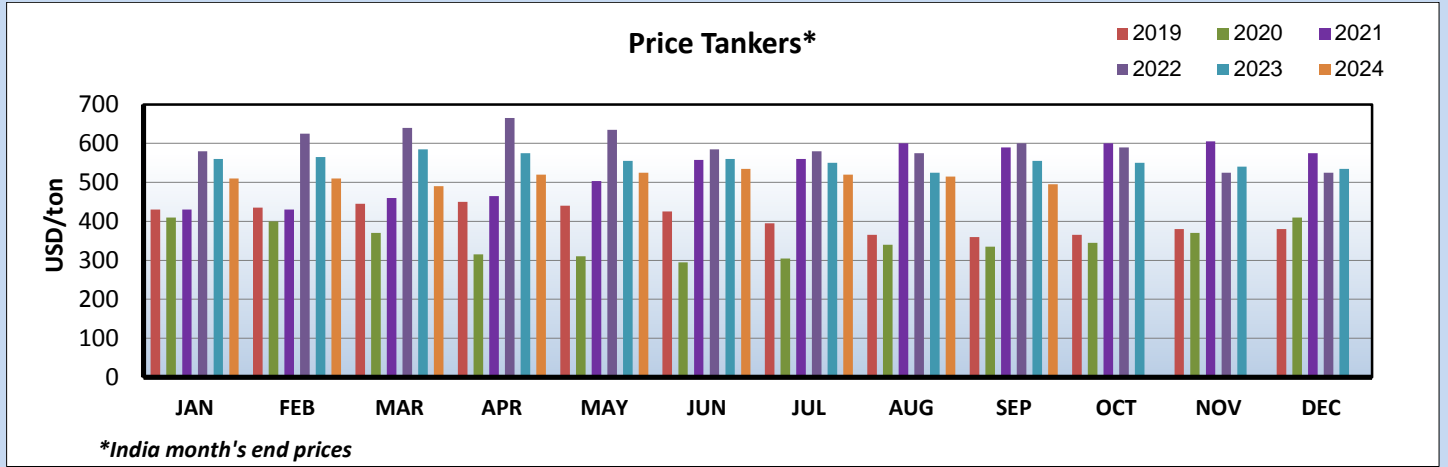
PASS/CAR F.	500	ZHEJIANG KAILING	2026	-	HAIXIA FERRY	-
HVY L/CRANE	-	SHANGHAI ZHENHUA	JUN 2026	-	DP WORLD	-
ACCOM. UNIT	-	CRIST GDYNIA	MAY 2027	-	MAERSK SUPPLY	-
GENERAL CARGO	7,500	GARDEN REACH SB	MAR 2028	13.50	CARSTEN REHDER	-
GENERAL CARGO	7,500	GARDEN REACH SB	DEC 2027	13.50	CARSTEN REHDER	-
GENERAL CARGO	7,500	GARDEN REACH SB	SEP 2027	13.50	CARSTEN REHDER	-
GENERAL CARGO	7,500	GARDEN REACH SB	JUN 2027	13.50	CARSTEN REHDER	-
CHEM & OIL	13,000	NANTONG RAINBOW	JUL 2027	-	JOHN T. ESSBERGER	-
CHEM & OIL	13,000	NANTONG RAINBOW	APR 2027	-	JOHN T. ESSBERGER	-
CONTAINER	84,919	HJSC YEONGDO	MAR 2027	-	NAVIOS MLP	-
CONTAINER	84,919	HJSC YEONGDO	MAR 2027	-	NAVIOS MLP	-
CONTAINER	12,500	HYUNDAI MIPO	AUG 2027	50.40	CLDN COBELFRET	-
CONTAINER	12,500	HYUNDAI MIPO	JUL 2027	50.40	CLDN COBELFRET	-
CONTAINER	12,500	HYUNDAI MIPO	MAY 2027	50.40	CLDN COBELFRET	-
CONTAINER	12,500	HYUNDAI MIPO	APR 2027	50.40	CLDN COBELFRET	-
CONTAINER	12,500	HYUNDAI MIPO	FEB 2027	50.40	CLDN COBELFRET	-
CONTAINER	12,500	HYUNDAI MIPO	JAN 2027	50.40	CLDN COBELFRET	-
CHEM & OIL	26,000	QIDONG JISHENG	2026	-	NINGSHEN SHPG	-
CONTAINER	90,000	HYUNDAI SAMHO HI	MAY 2027	127	WAN HAI LINES	-
CONTAINER	90,000	HYUNDAI SAMHO HI	MAR 2027	127	WAN HAI LINES	-
CONTAINER	90,000	HYUNDAI SAMHO HI	JAN 2027	127	WAN HAI LINES	-
CONTAINER	90,000	HYUNDAI SAMHO HI	NOV 2026	127	WAN HAI LINES	-
MPP/HVY. LIFT	28,600	WUHU SHIPYARD	MAR 2029	-	SPLIETHOFF	-
MPP/HVY. LIFT	28,600	WUHU SHIPYARD	JAN 2029	-	SPLIETHOFF	-
MPP/HVY. LIFT	28,600	WUHU SHIPYARD	NOV 2028	-	SPLIETHOFF	-
MPP/HVY. LIFT	28,600	WUHU SHIPYARD	SEP 2028	-	SPLIETHOFF	-
MPP/HVY. LIFT	28,600	WUHU SHIPYARD	JUL 2028	-	SPLIETHOFF	-
MPP/HVY. LIFT	28,600	WUHU SHIPYARD	MAY 2028	-	SPLIETHOFF	-
MPP/HVY. LIFT	28,600	WUHU SHIPYARD	MAR 2028	-	SPLIETHOFF	-
MPP/HVY. LIFT	28,600	WUHU SHIPYARD	JAN 2028	-	SPLIETHOFF	-

## DEMOLITION MARKET

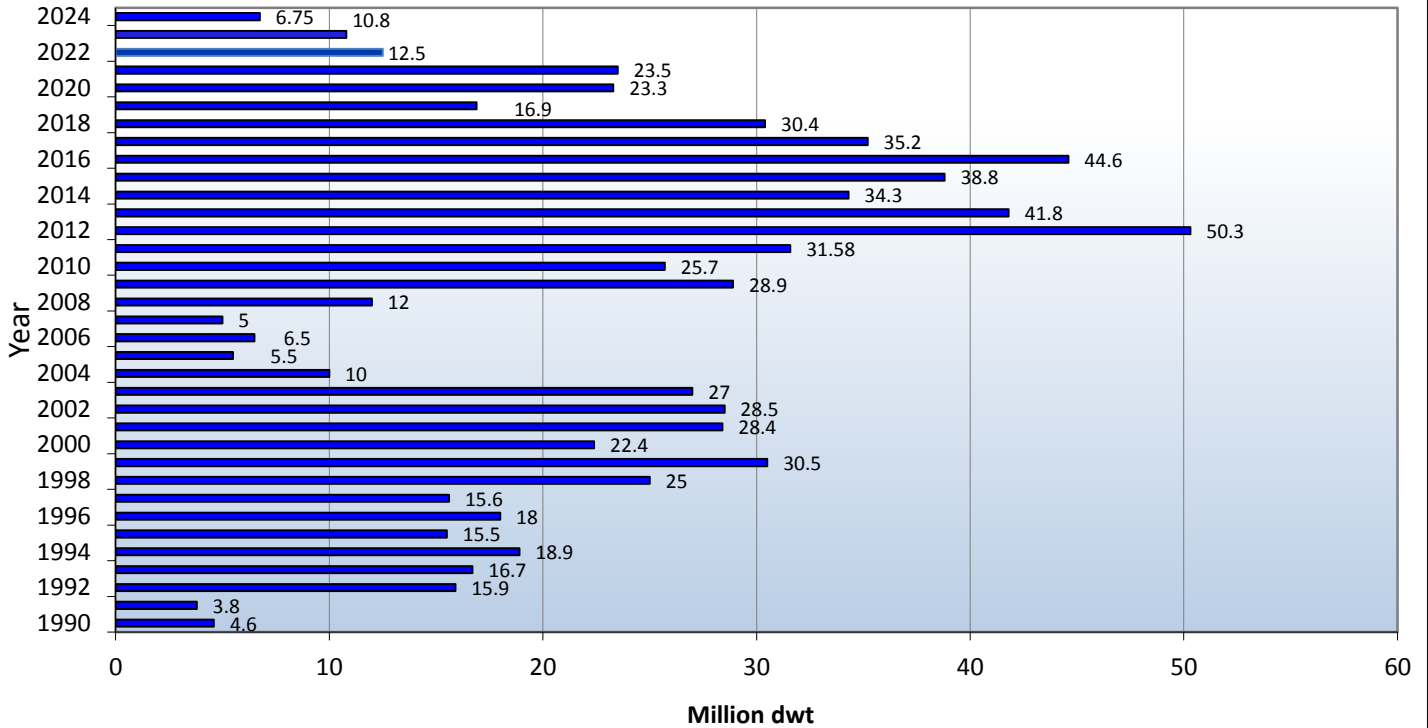
### \* MONTH'S END PRICES

Demolition Prices		
	Gen Cargo	Tanker
India	495/lt Ldt	495/lt Ldt
Bangladesh	485/lt Ldt	485/lt Ldt
Pakistan	485/lt Ldt	485/lt Ldt
Turkey	325/lt Ldt	325/lt Ldt

**Demolition Historical Data**

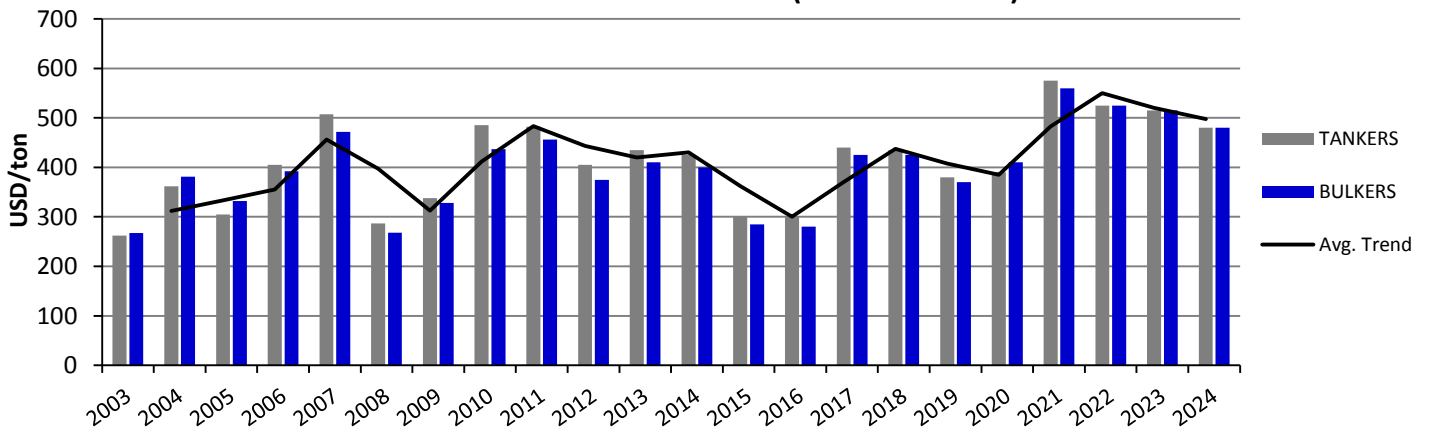


### Total Demolition (Dwt)



\* Bss reported sales

### Historical Demolition Prices (India Year's End)



HISTORICAL DEMOLITION PRICES (*Indian Year's End)																			
	2006	2007	2008	2009	2010	2011	2012	2013	2014	2015	2016	2017	2018	2019	2020	2021	2022	2023	CURR
<b>WET</b>	405	507	287	338	485	482	405	435	425	300	300	440	435	380	410	575	525	515	480
<b>DRY</b>	392	472	268	328	437	456	375	410	400	285	280	425	425	370	390	560	525	515	480

**India**

<i><b>TYPE</b></i>	<i><b>NAME</b></i>	<i><b>DWT</b></i>	<i><b>BLT</b></i>	<i><b>LDT</b></i>	<i><b>PRICE \$/LDT</b></i>	<i><b>COMMENTS</b></i>
<b>BULK</b>	<b>ELA</b>	<b>34,168</b>	<b>1996</b>	<b>CHINA</b>	-	-
<b>BULK</b>	<b>ANDULUS 1</b>	<b>28,399</b>	<b>1995</b>	<b>JAPAN</b>	<b>468</b>	-
<b>REEF</b>	<b>BEREG MACHTY</b>	<b>13,879</b>	<b>1982</b>	-	-	-
<b>CONT</b>	<b>MSC GABRIELLA</b>	<b>31,290</b>	<b>1985</b>	<b>8,911</b>	-	-
<b>CONT</b>	<b>MSC AGATA LI</b>	<b>22,450</b>	<b>1994</b>	<b>7,364</b>	-	-
<b>CONT</b>	<b>Y GLORY</b>	<b>23,064</b>	<b>1996</b>	<b>7,819</b>	-	-

**Bangladesh**

<i><b>TYPE</b></i>	<i><b>NAME</b></i>	<i><b>DWT</b></i>	<i><b>BLT</b></i>	<i><b>LDT</b></i>	<i><b>PRICE \$/LDT</b></i>	<i><b>COMMENTS</b></i>
<b>BULK</b>	<b>SERENITY 1</b>	<b>28,458</b>	<b>1994</b>	<b>6,352</b>	-	-
<b>BULK</b>	<b>UNIPROFIT</b>	<b>9,762</b>	<b>1995</b>	<b>3,024</b>	-	-

**Pakistan**

<i><b>TYPE</b></i>	<i><b>NAME</b></i>	<i><b>DWT</b></i>	<i><b>BLT</b></i>	<i><b>LDT</b></i>	<i><b>PRICE \$/LDT</b></i>	<i><b>COMMENTS</b></i>
-	-	-	-	-	-	-

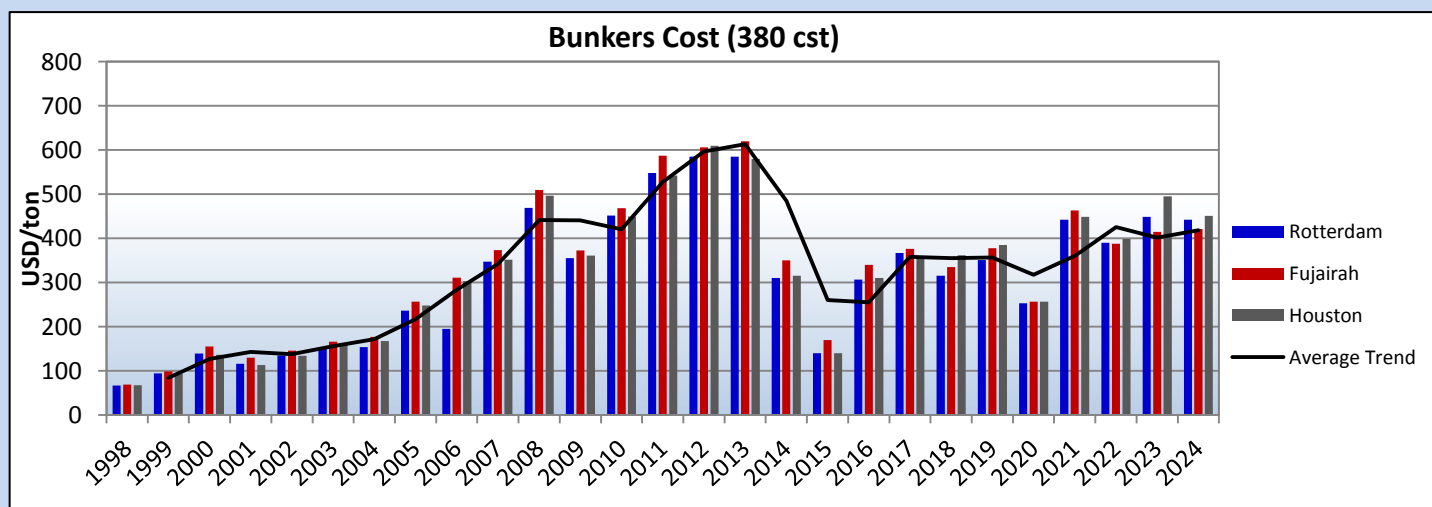
**Turkey**

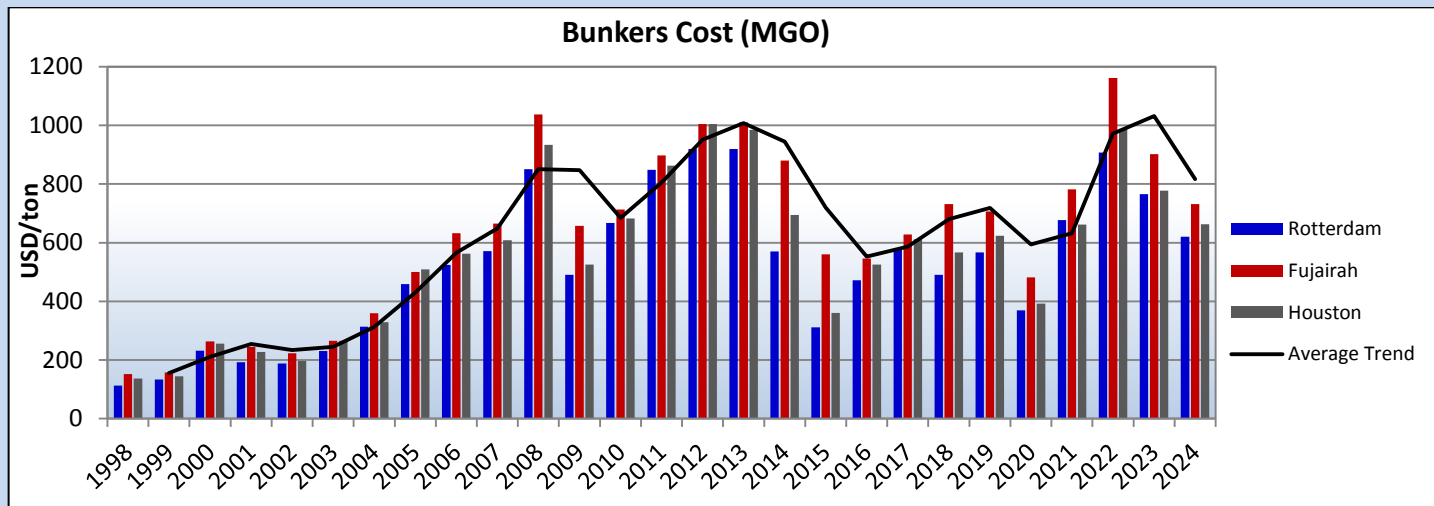
<i><b>TYPE</b></i>	<i><b>NAME</b></i>	<i><b>DWT</b></i>	<i><b>BLT</b></i>	<i><b>LDT</b></i>	<i><b>PRICE \$/LDT</b></i>	<i><b>COMMENTS</b></i>
<b>BULK</b>	<b>OMAR TRADER</b>	<b>6,358</b>	<b>1980</b>	<b>2,263</b>	-	-
<b>BULK</b>	<b>PRINCESS M</b>	<b>5,766</b>	<b>1977</b>	-	-	-

**Other**

<i><b>TYPE</b></i>	<i><b>NAME</b></i>	<i><b>DWT</b></i>	<i><b>BLT</b></i>	<i><b>LDT</b></i>	<i><b>PRICE \$/LDT</b></i>	<i><b>COMMENTS</b></i>
<b>GAS TANK</b>	<b>CORAL ENERGY</b>	<b>72,629</b>	<b>1979</b>	-	-	-
<b>TANK</b>	<b>MEDELIN EXPO</b>	<b>17,712</b>	<b>1993</b>	-	<b>653</b>	-
<b>TANK</b>	<b>AQUILA</b>	<b>35,841</b>	<b>1999</b>	-	<b>525</b>	-
<b>TANK</b>	<b>PRADA</b>	<b>112,201</b>	<b>2001</b>	<b>18,860</b>	<b>480</b>	-

**HISTORICAL BUNKER PRICES**

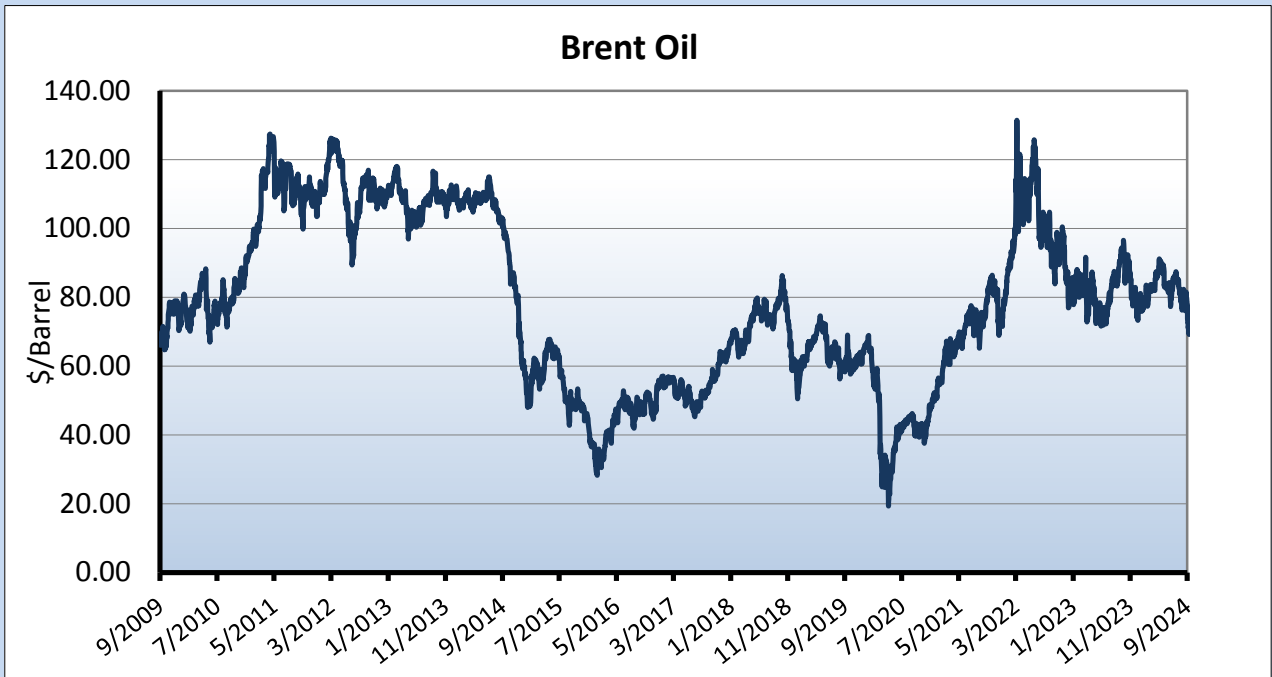
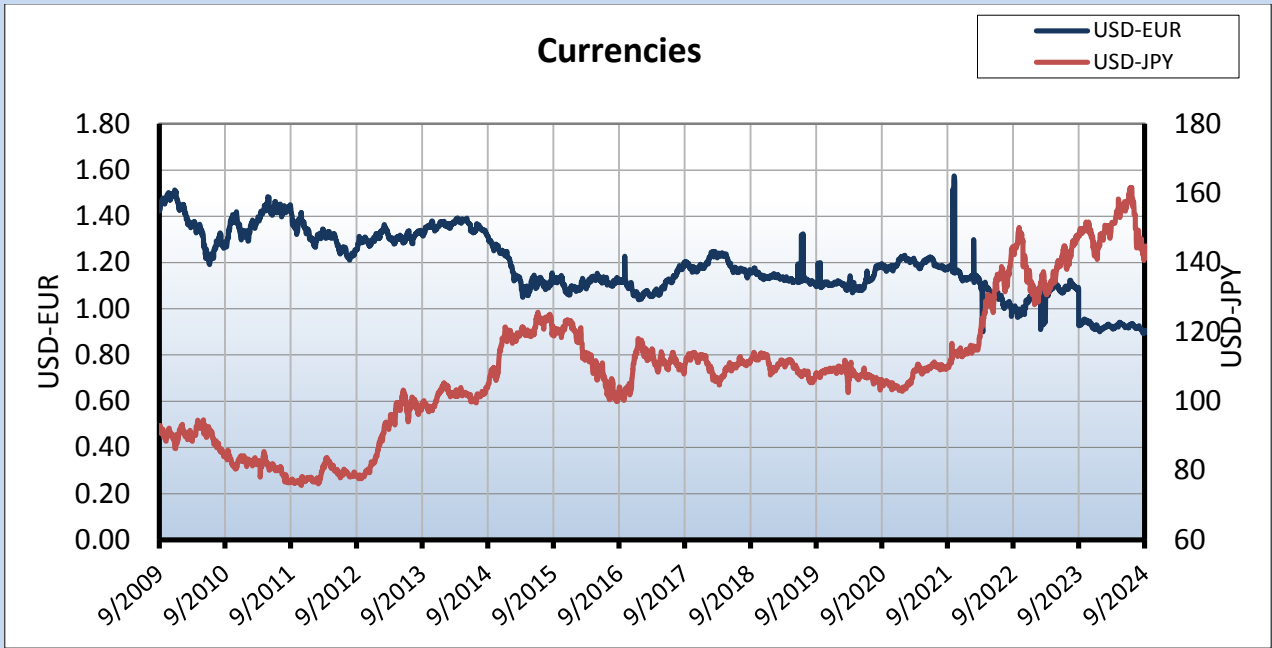




	<b>HISTORICAL BUNKER PRICES</b>					
	<b>Rotterdam</b>		<b>Fujairah</b>		<b>Houston</b>	
	<b>380 cst</b>	<b>MGO</b>	<b>380 cst</b>	<b>MGO</b>	<b>380 cst</b>	<b>MGO</b>
<b>2003</b>	<b>151</b>	<b>230.4</b>	<b>166.3</b>	<b>265.2</b>	<b>160.2</b>	<b>265.1</b>
<b>2004</b>	<b>154</b>	<b>313.4</b>	<b>176.7</b>	<b>359.3</b>	<b>167.3</b>	<b>328.7</b>
<b>2005</b>	<b>236</b>	<b>458.4</b>	<b>256.6</b>	<b>500.1</b>	<b>248.3</b>	<b>508.5</b>
<b>2006</b>	<b>195</b>	<b>524.1</b>	<b>310.9</b>	<b>631.8</b>	<b>303</b>	<b>562.3</b>
<b>2007</b>	<b>347</b>	<b>571.3</b>	<b>373.7</b>	<b>664.7</b>	<b>351.8</b>	<b>608.6</b>
<b>2008</b>	<b>469</b>	<b>850.7</b>	<b>509.4</b>	<b>1037.7</b>	<b>496.8</b>	<b>933.2</b>
<b>2009</b>	<b>355</b>	<b>490.6</b>	<b>372.8</b>	<b>657</b>	<b>360.7</b>	<b>525</b>
<b>2010</b>	<b>452</b>	<b>667.1</b>	<b>468.2</b>	<b>712.9</b>	<b>449.3</b>	<b>683</b>
<b>2011</b>	<b>548</b>	<b>848.6</b>	<b>587.5</b>	<b>897.5</b>	<b>542.1</b>	<b>862.4</b>
<b>2012</b>	<b>585</b>	<b>920</b>	<b>606</b>	<b>1005</b>	<b>610</b>	<b>1005</b>
<b>2013</b>	<b>585</b>	<b>920</b>	<b>620</b>	<b>1010</b>	<b>580</b>	<b>985</b>
<b>2014</b>	<b>310</b>	<b>570</b>	<b>350</b>	<b>880</b>	<b>315</b>	<b>695</b>
<b>2015</b>	<b>140</b>	<b>311</b>	<b>170</b>	<b>560</b>	<b>140</b>	<b>360</b>
<b>2016</b>	<b>307</b>	<b>472</b>	<b>340</b>	<b>546</b>	<b>310</b>	<b>525</b>
<b>2017</b>	<b>367</b>	<b>579</b>	<b>376</b>	<b>627.5</b>	<b>356</b>	<b>612</b>
<b>2018</b>	<b>315</b>	<b>490</b>	<b>335</b>	<b>732</b>	<b>362</b>	<b>567</b>
<b>2019</b>	<b>290.4</b>	<b>607.2</b>	<b>290.3</b>	<b>760.3</b>	<b>342</b>	<b>647.8</b>
<b>2020</b>	<b>302</b>	<b>426</b>	<b>312</b>	<b>474</b>	<b>296</b>	<b>461.75</b>
<b>2021</b>	<b>442.5</b>	<b>677</b>	<b>463</b>	<b>782</b>	<b>449</b>	<b>661.5</b>
<b>2022</b>	<b>390</b>	<b>908</b>	<b>388</b>	<b>1162</b>	<b>399</b>	<b>988.50</b>
<b>2023</b>	<b>449</b>	<b>766</b>	<b>415</b>	<b>902</b>	<b>449</b>	<b>778</b>
<b>01-10-24</b>	<b>442</b>	<b>620</b>	<b>421</b>	<b>732</b>	<b>451</b>	<b>663</b>



# MARKET INDICATORS



	GBP	CAD	EUR	JPY	CHF	USD	AUD
GBP	1	0.5540	0.8328	0.0052	0.8857	0.7499	0.5184
CAD	1.8049	1	1.5031	0.0094	1.5986	1.3534	0.9356
EUR	1.2008	0.6653	1	0.0063	1.0636	0.9004	0.6225
JPY	191.7183	106.2214	159.6599	1	169.8086	143.7600	99.3813
CHF	1.1290	0.6255	0.9402	0.0059	1	0.8466	0.5853
USD	1.3336	0.7389	0.6913	0.0070	1.1812	1	0.6913
AUD	1.9291	1.0688	1.6065	0.0101	1.7087	1.4465	1

\* 01/10/2024 values

#### STOCK WATCH

NAME	TICKET	THIS MONTH*	LAST MONTH	CHANGE %	52w HIGH	52w LOW
Capital Product Partners	CPLP	16.77	16.77	0.00%	18.85	12.70
Diana Shipping Inc.	DSX	2.57	2.5	2.80%	3.57	2.14
Dynagas LNG Partners LP	DLNG	3.79	3.75	1.07%	4.24	2.27
Euroseas Ltd.	ESEA	48.85	45.24	7.98%	49.80	22.50
Costamare Inc.	CMRE	15.72	14.19	10.78%	17.58	8.54
Navios Maritime Holdings	NM	5.90	6	-1.67%	8.50	1.50
GasLog Ltd.	GLOG	25.34	25.71	-1.44%	25.96	23.00
Safe Bulkers Inc.	SB	5.18	5.11	1.37%	6.33	3.10
Star Bulk Carriers Corp.	SBLK	23.69	21.37	10.86%	27.47	17.91
Stealthgas Inc.	GASS	6.81	5.97	14.07%	8.84	4.74
TEN Inc.	TEN	25.10	24.97	0.52%	31.48	18.88
TOP Ships Inc.	TOPS	9.16	8.70	5.29%	18.97	5.51
Danaos Corporation	DAC	86.74	82.04	5.73%	98.25	62.37

\* 01/10/2024 value

~~~~~

Disclaimer: Information and data that appear in this report have been obtained from various sources which are believed to be correct and reliable. However, Athenian Shipbrokers S.A. does not guarantee their accuracy or completeness and therefore cannot be held liable for any loss incurred as a result of reliance in any way whatsoever on the information contained herein.

**Kind Regards,**



**ATHENIAN SHIPBROKERS S.A.**