



# ATHENIAN SHIPBROKERS S.A.

107-109, Vas. Pavlou Str., GR 166 73, Voula, Athens, Greece

Tel: +30 210 9659700 - Fax: +30 210 8996040

Email S & P : [athenian@atheniansa.gr](mailto:athenian@atheniansa.gr)

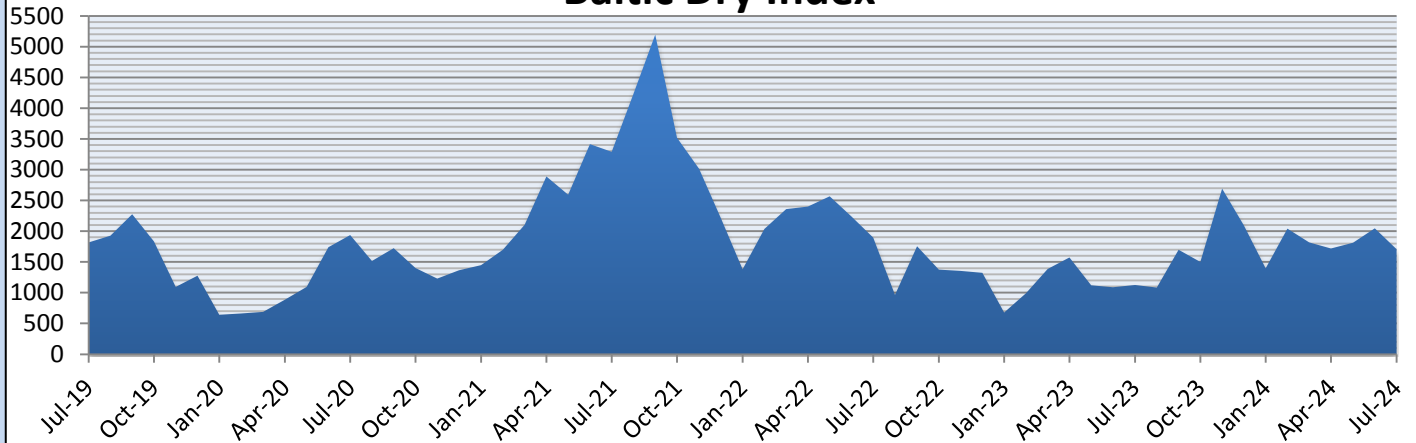
Email Chartering : [chartering@atheniansa.gr](mailto:chartering@atheniansa.gr)

[www.atheniansa.gr](http://www.atheniansa.gr)

**JULY 2024**

## MONTHLY REPORT

### Baltic Dry Index



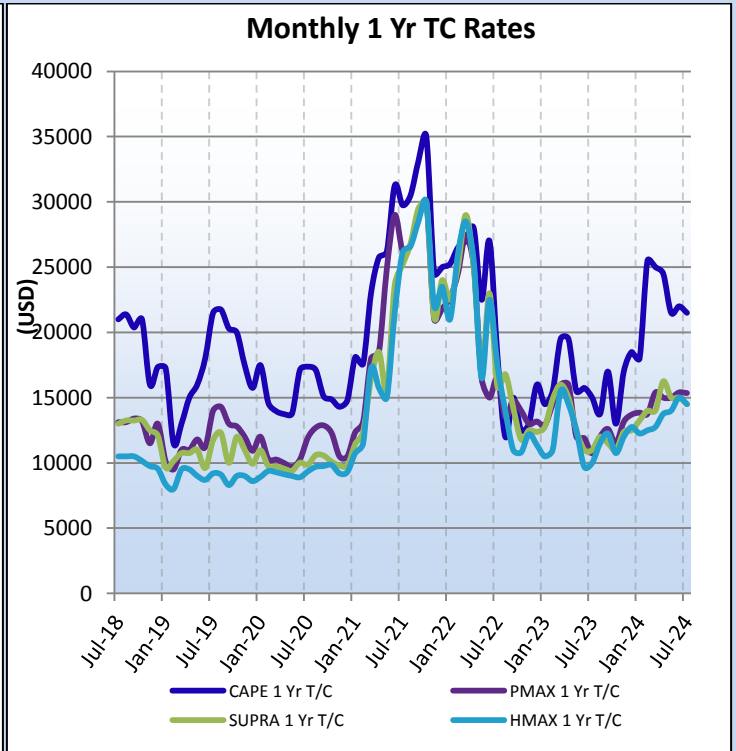
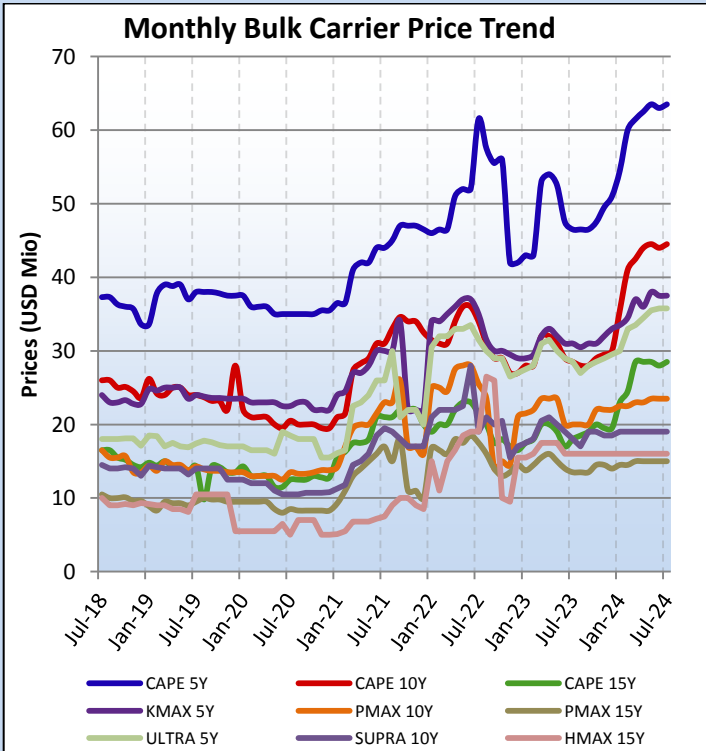
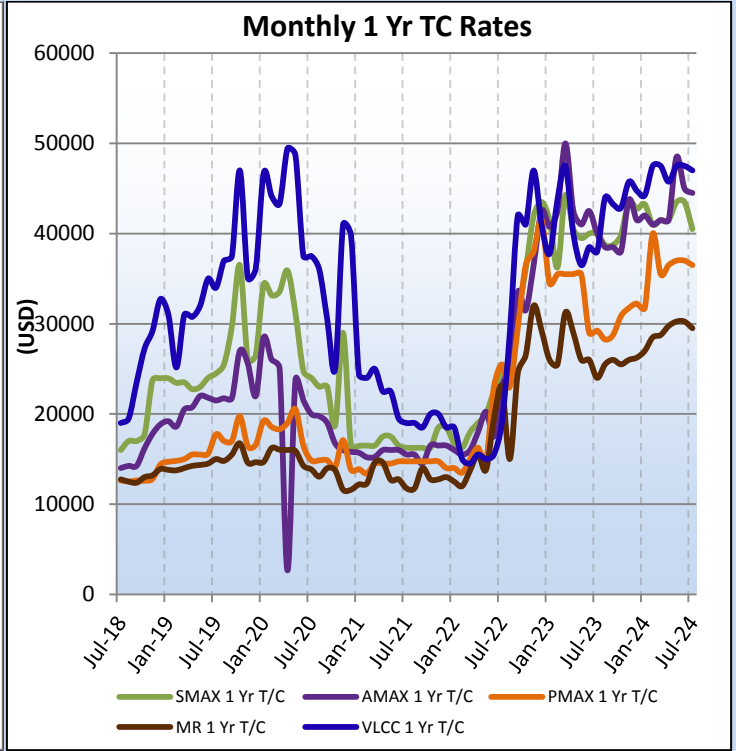
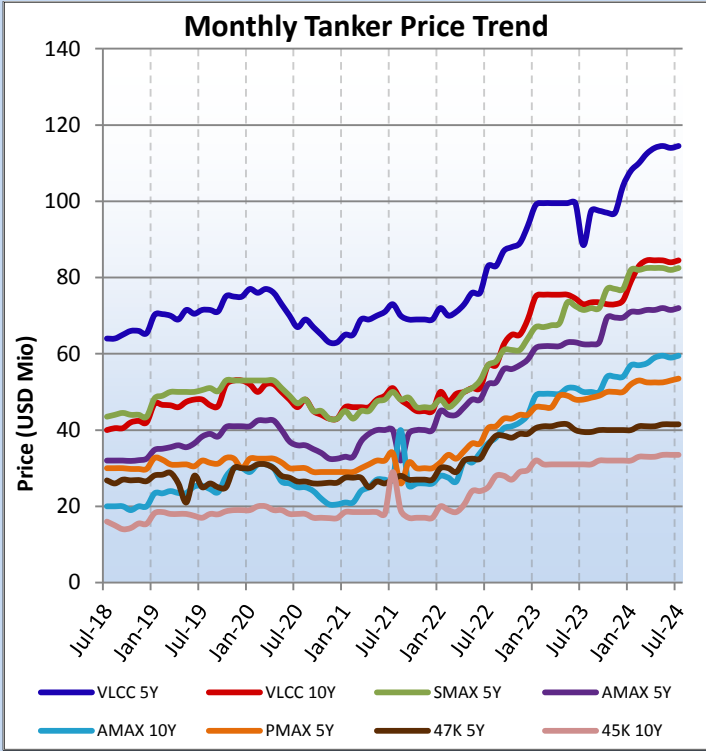
### PRICES TANKERS (\$ MIO)

* Prices reflect Year's End	2018	2019	2020	2021	2022	2023	JUL-24
<b>VLCC 5Y</b>	63	75	63	69	93.5	104	114.5
<b>VLCC 10Y</b>	40	53	43	45	69	74	84.5
<b>SUEZMAX 5Y</b>	42	53	42	46	64	77	82.5
<b>AFRAMAX 5Y</b>	32	41	42.5	40	58.5	69.5	72
<b>AFRAMAX 10Y</b>	22	30	28.3	26	44	54	59.5
<b>PANAMAX 5Y</b>	28	30	29.5	30	44	50	53.5
<b>51K 5Y</b>	27.5	30	26.5	27	39	39	46
<b>47K 10Y</b>	16.5	19	17.5	17	29.5	30	30

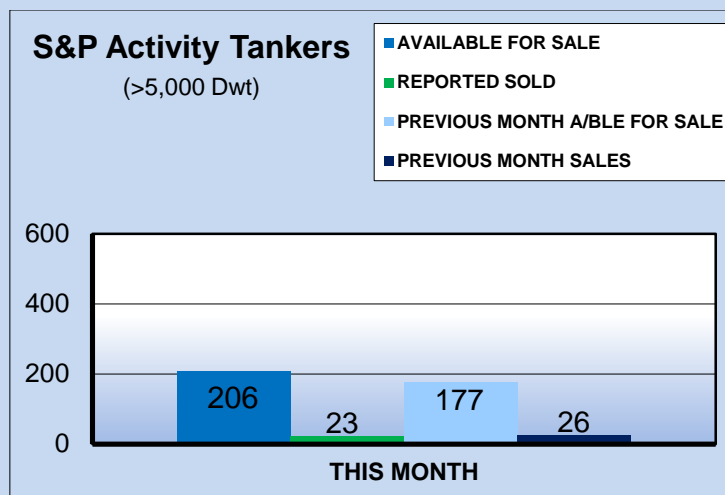
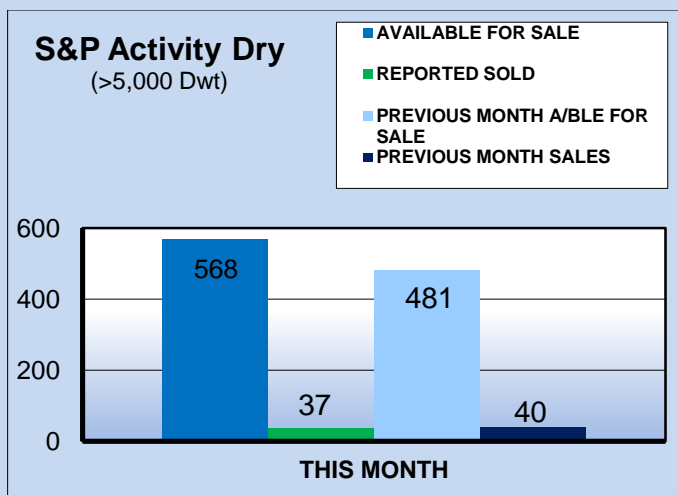
### PRICES BULKERS (\$ MIO)

* Prices reflect Year's End	2018	2019	2020	2021	2022	2023	JUL-24
<b>CAPE SIZE 5Y</b>	33	37.5	35.3	46.5	42	51	63.5
<b>CAPE SIZE 10Y</b>	23.5	22	19	32.5	27	30	44.5
<b>CAPE SIZE 15Y</b>	14	13.5	12	20	16.5	19.5	28.5
<b>KAMSARMAX 5Y</b>	23.5	23.5	21.8	32	29	33	37.5
<b>KAMSARMAX 10Y</b>	14.5	13.5	13.5	22	21	23	29
<b>PANAMAX 15Y</b>	9	9.5	8.8	16	14.5	14	15
<b>PANAMAX 20Y</b>	6.5	6	5.7	10	9.5	10	11
<b>ULTRAMAX 5Y</b>	18	17	17.3	29	27	29.5	35.75
<b>SUPRAMAX 10Y</b>	14	12.5	10.5	20	17	18.5	19
<b>HANDY 37K 5Y</b>	15	16.7	14.5	24	22	25.5	28
<b>HANDY 37K 10Y</b>	11.8	9.2	8.7	17	15.5	16	20.5

## SECOND HAND SALES & CHARTER FIXTURE TRENDS

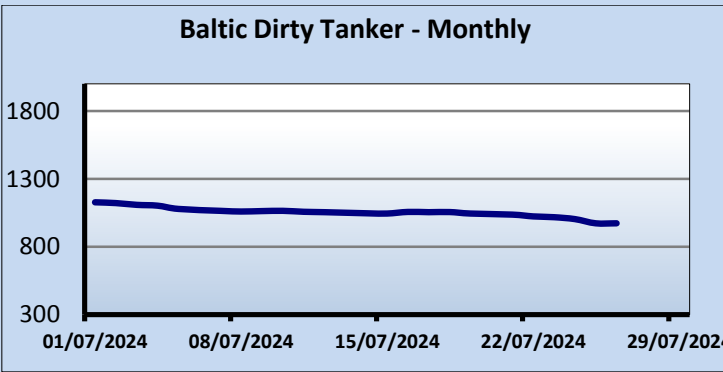
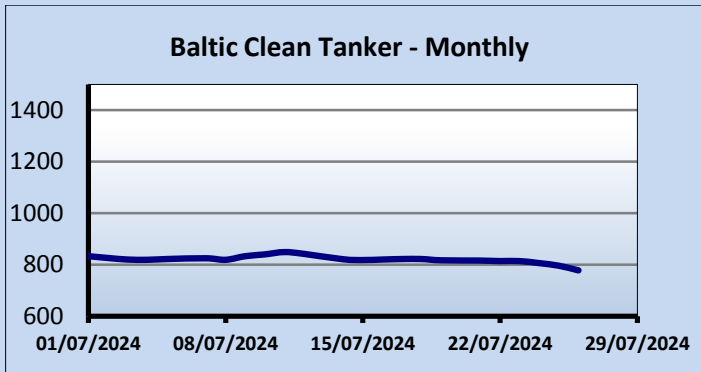
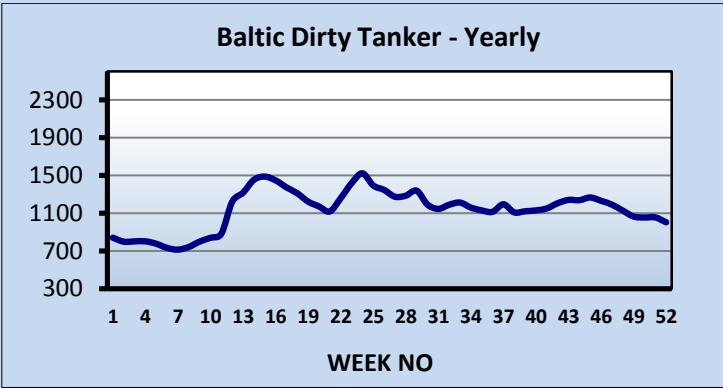
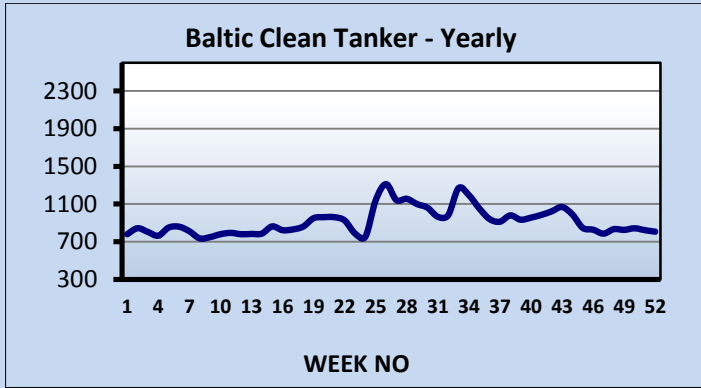


## SECOND HAND TONNAGE MARKET



*\* Excluding demolition sales*

Ship Type	Sale and Purchase Market						
	Feb-24	Mar-24	Apr-24	May-23	June-24	July-24	Total
<b>BULK</b>	65	61	52	53	40	37	308
<b>TANK</b>	29	23	21	19	26	23	141
<b>GAS</b>	2	2	6	2	10	7	29
<b>CONT</b>	9	8	15	12	8	4	56
<b>TWEEN/MPP</b>	1	0	0	0	0	0	1
<b>REEF</b>	0	0	0	0	0	0	0
<b>RORO</b>	8	7	3	5	0	3	26
<b>FERRY</b>	0	0	0	2	0	0	2
<b>CRUISE</b>	1	0	2	0	0	0	3
<b>Total</b>	<b>115</b>	<b>101</b>	<b>99</b>	<b>93</b>	<b>84</b>	<b>74</b>	<b>566</b>

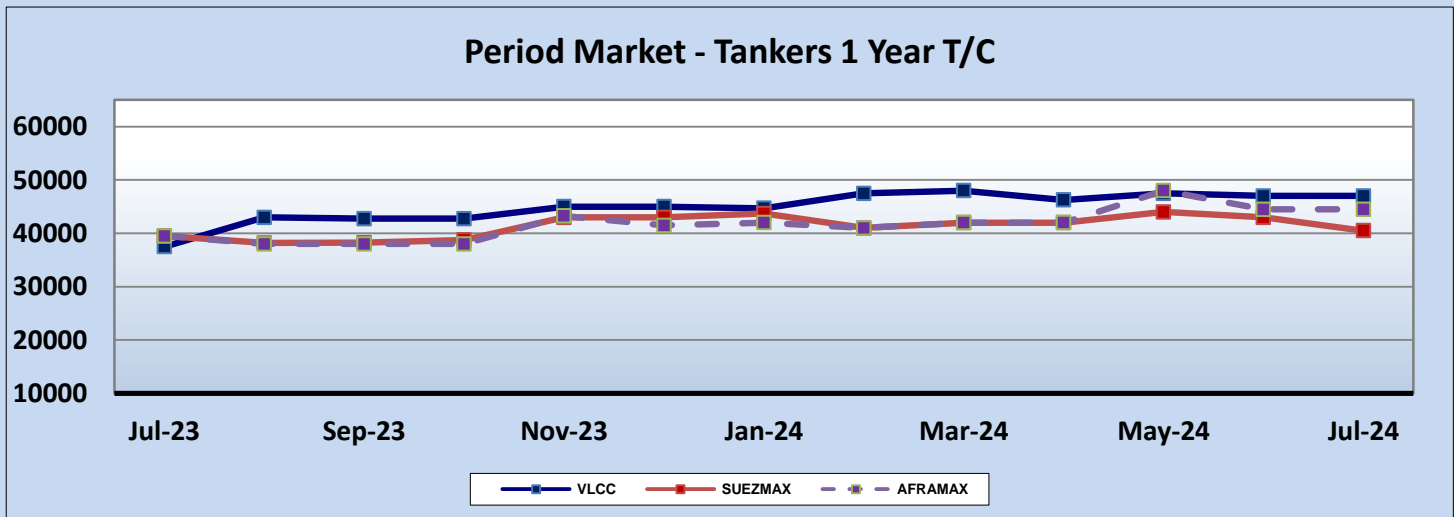
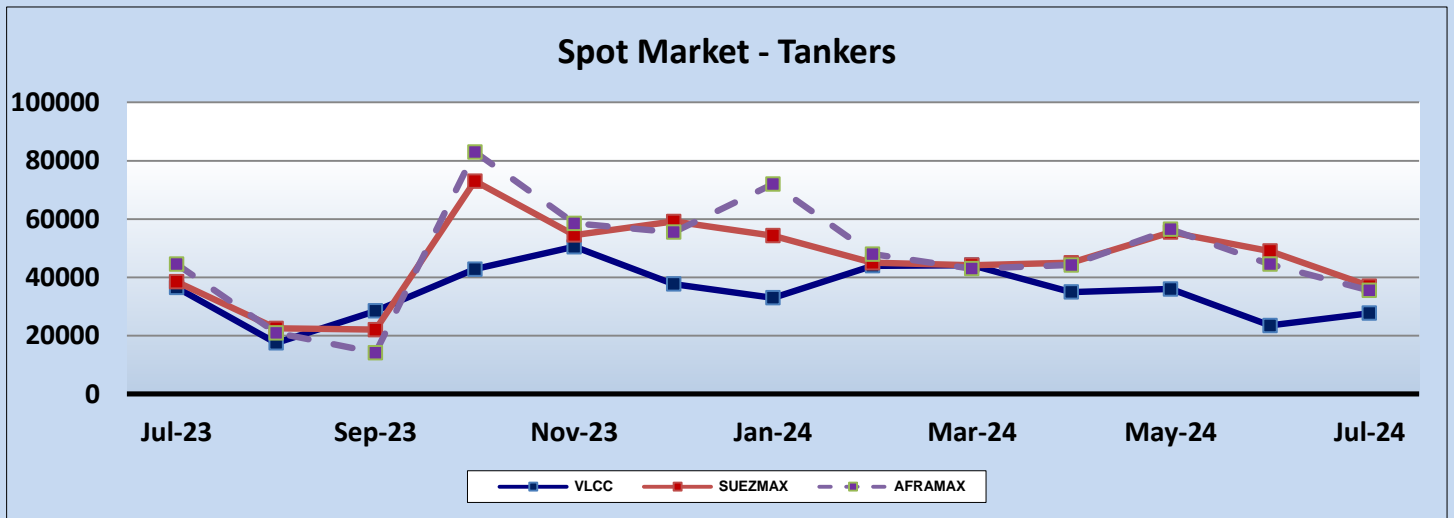


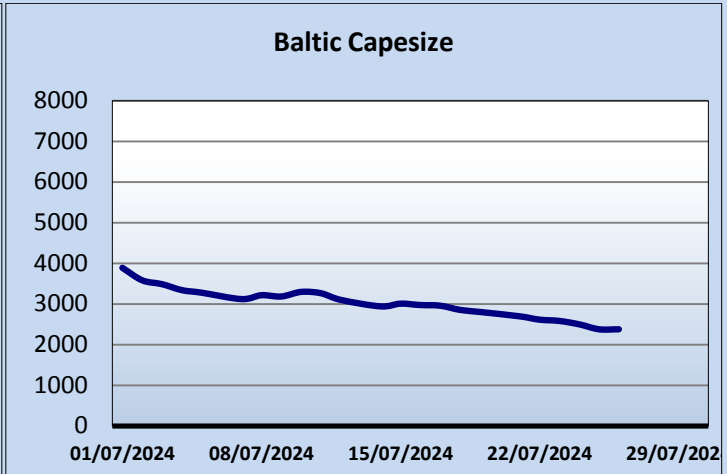
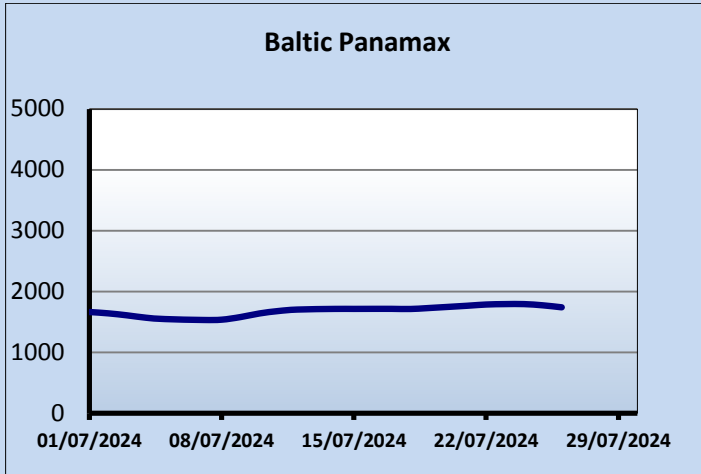
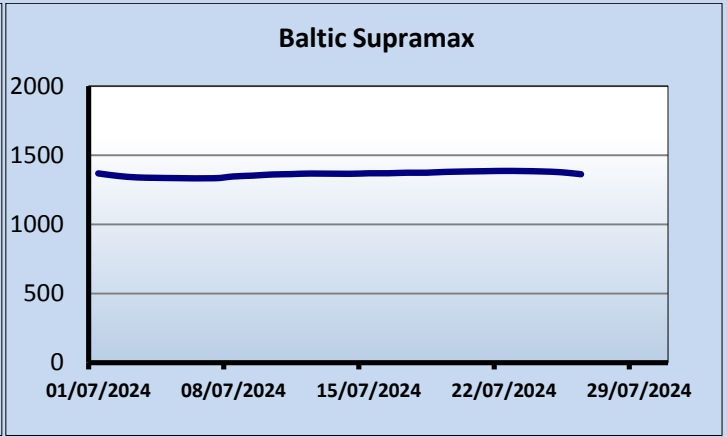
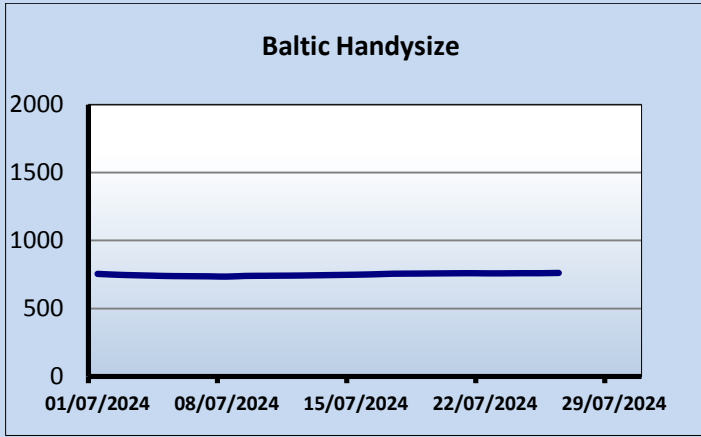
**TANKER SALES**

NAME	DWT	BLT		PRICE \$ (MIO)	BUYER
SUGAR	42,721	2002	KOREA	14	UNDISCLOSED
SPARKLE	45,744	2004	JAPAN	-	UNDISCLOSED
DAYTONA	47,407	2005	JAPAN	18	UNDISCLOSED
TRF MEMPHIS	37,596	2016	KOREA		ENBLOC BSS
TRF MOBILE	37,596	2016	KOREA	69	NORWEGIAN
ZEZE START	49,999	2009	KOREA	27(CASH & SHARES)	CL OF OCEANPAL
FRONT THOR	156,719	2010	CHINA	48	FAR EASTERN
ENDLESS SUMMER	49,999	2010	JAPAN	30	UNDISCLOSED
CLOTILDE	38,431	2008	CHINA	23	UNDISCLOSED
HAFNIA PEGASUS	49,999	2010	CHINA	28.5	UNDISCLOSED
GREEN SEA	50,927	2014	KOREA	38.75	UNDISCLOSED
BERYL	49,990	2015	KOREA		ENBLOC BSS
QUARTZ	49,990	2015	KOREA		
SILVER MONIKA	49,746	2014	KOREA		
SILVER EMILY	49,746	2014	KOREA		
SILVER CARLA	49,680	2014	KOREA		
SILVER AMANDA	49,746	2014	KOREA		
SILVER HAGUE	49,680	2015	KOREA		
SILVER ROTTERDAM	49,680	2015	KOREA	340(CASH&SHARES)	TORM
ATLAS STAR	38,289	2008	CHINA	23	UNDISCLOSED
PACIFIC TREASURES	115,063	2016	KOREA		ENBLOC BSS
PACIFIC JEWELS	115,177	2016	KOREA		PV TRANS
ARISTOFANIS	115,521	2020	KOREA	78.8	AZERBAIJAN CASPIAN S.

**GAS SALES**

<i>NAME</i>	<i>DWT</i>	<i>BLT</i>		<i>CBM</i>	<i>PRICE \$ (MIO)</i>	<i>BUYER</i>
SC COMMANDER LVII	49,723	1999	JAPAN	76,929	43	UNDISCLOSED
ADDRESS GAS	49,999	2000	JAPAN	77,310	45.75	UNION SHIPPING
VICTORIA LYRA	58,677	2008	KOREA	80,623	60	UNDISCLOSED
SOLINA GAS	54,048	2008	KOREA	73,537	64.5	CHINESE
YAS	9,951	2014	KOREA	8,933	28.5	CL OF DONG-A T.
KEEGAN NO.1	55,075	2020	CHINA	82,396		ENBLOC BSS
KEEGAN NO.2	55,065	2020	CHINA	82,373	185	UNDISCLOSED

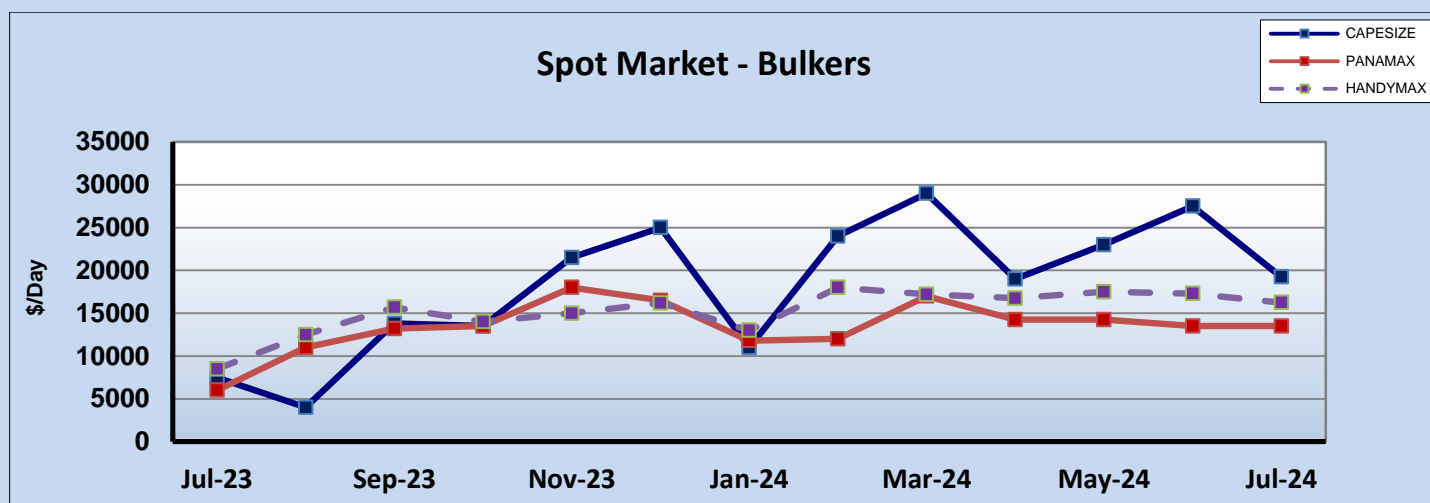


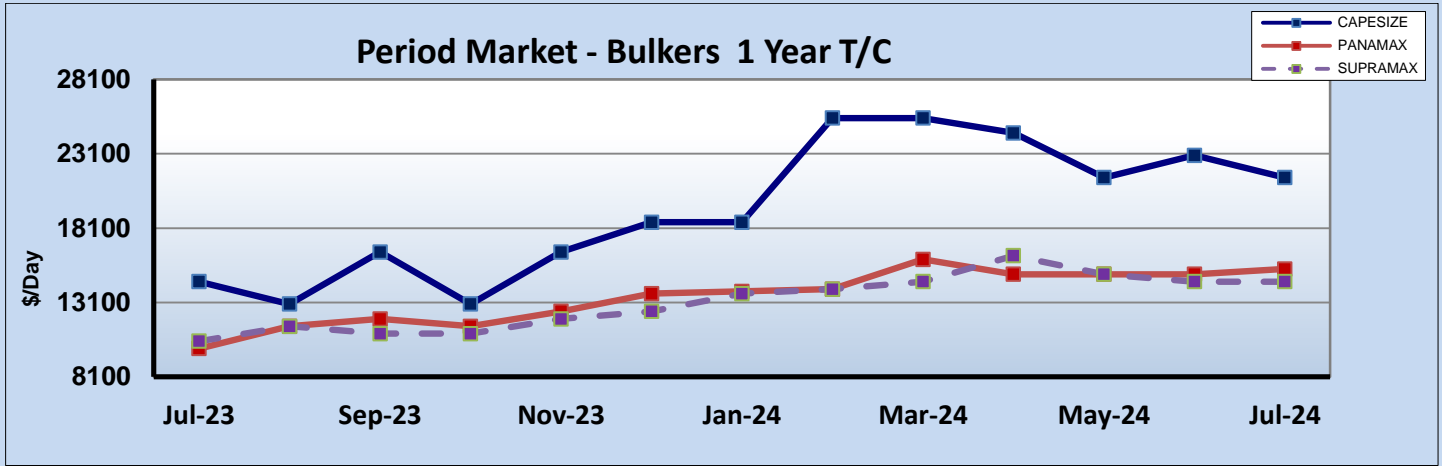


**BULKER SALES**

<i>NAME</i>	<i>DWT</i>	<i>BLT</i>		<i>GEAR</i>	<i>PRICE \$ (MIO)</i>	<i>BUYER</i>
UNIVERSE PROSPERITY	28,514	2001	JAPAN	4x30.5	6.23	UNDISCLOSED
THE HOLY	76,623	2001	JAPAN	-	9.2	CHINESE
WESTERN LIMA	39,000	2015	CHINA	4x30		ENBLOC BSS
WESTERN DURBAN	39,266	2015	CHINA	4x30		
WESTERN PARIS	38,800	2015	CHINA	4x36		
WESTERN MIAMI	39,000	2015	CHINA	4x30	78	FAR EASTERN
HERUN GLOBAL	181,056	2016	CHINA	-	49	GREEK
HILMA BULKER	34,502	2017	JAPAN	4x30	23.5	HMM
MAESTRO EMERALD	39,830	2020	JAPAN	4x30	30	DEVBULK SHIPPING
XING XI HAI	60,498	2017	JAPAN	4x30	32.5	GREEK
BERGE BOBOTOV	207,986	2021	CHINA	-	75	CAPITAL EXECUTIVE
BAMBOO STAR	37,609	2019	JAPAN	4x30	27	ASIAN
KRISTIAN OLDENDORFF	82,143	2024	CHINA	-	40.85	HMM
STAR IRIS	76,466	2004	JAPAN	-	13.1	CHINESE
CHAMCHURI NAREE	33,733	2005	JAPAN	4x30	10.5	UNDISCLOSED
HAINAN ISLAND	32,573	2004	JAPAN	4x30.5	8.8	CHINESE
HL BALTIMORE	177,489	2006	JAPAN	-	22	UNDISCLOSED
C.VISION	173,723	2008	CHINA	-	21	UNDISCLOSED

<b>NOBLE OAK</b>	<b>28,492</b>	<b>2005</b>	<b>JAPAN</b>	<b>4x30.5</b>	<b>7.7</b>	<b>UNDISCLOSED</b>
<b>CHARLINE</b>	<b>30,420</b>	<b>2010</b>	<b>CHINA</b>	<b>4x30</b>	<b>11</b>	<b>UNDISCLOSED</b>
<b>CAPE MATHILDE</b>	<b>178,831</b>	<b>2010</b>	<b>JAPAN</b>	<b>-</b>	<b>30</b>	<b>UNDISCLOSED</b>
<b>GENCO HADRIAN</b>	<b>169,025</b>	<b>2008</b>	<b>KOREA</b>	<b>-</b>	<b>25</b>	<b>UNDISCLOSED</b>
<b>ROYAL SAMURAI</b>	<b>58,091</b>	<b>2010</b>	<b>PHILIPPINES</b>	<b>4x30</b>	<b>17.8</b>	<b>UNDISCLOSED</b>
<b>SEACON YANTAI</b>	<b>56,944</b>	<b>2010</b>	<b>CHINA</b>	<b>4x30</b>	<b>13.8</b>	<b>PT PRIMATAMA E.</b>
<b>OCEAN COURTESY</b>	<b>178,021</b>	<b>2008</b>	<b>CHINA</b>	<b>-</b>	<b>24</b>	<b>JINHUI SHIPPING &amp; T.</b>
<b>CEBIHAN</b>	<b>57,318</b>	<b>2009</b>	<b>KOREA</b>	<b>4x30</b>	<b>15.25</b>	<b>VIETNAMESE</b>
<b>NORDIC STAVANGER</b>	<b>56,172</b>	<b>2011</b>	<b>JAPAN</b>	<b>4x30</b>	<b>18.2</b>	<b>UNDISCLOSED</b>
<b>SEA TRIUMPH</b>	<b>181,415</b>	<b>2012</b>	<b>JAPAN</b>	<b>-</b>	<b>36</b>	<b>UNDISCLOSED</b>
<b>CORELEADER OL</b>	<b>37,118</b>	<b>2012</b>	<b>JAPAN</b>	<b>4x30</b>	<b>17.1</b>	<b>TURKISH</b>
<b>AFRICAN INSPIRATION</b>	<b>61,448</b>	<b>2011</b>	<b>JAPAN</b>	<b>4x30.7</b>	<b>-</b>	<b>UNDISCLOSED</b>
<b>DARYA GANGA</b>	<b>36,845</b>	<b>2012</b>	<b>KOREA</b>	<b>4x30.5</b>	<b>16.3</b>	<b>UNDISCLOSED</b>
<b>DARYA JAMUNA</b>	<b>36,845</b>	<b>2012</b>	<b>KOREA</b>	<b>4x35</b>	<b>16</b>	<b>UNDISCLOSED</b>
<b>CLAAS OLDENDORFF</b>	<b>95,750</b>	<b>2013</b>	<b>JAPAN</b>	<b>-</b>	<b>27</b>	<b>SINGAPOREAN</b>
<b>TAI SHINE</b>	<b>61,473</b>	<b>2012</b>	<b>JAPAN</b>	<b>4x30.5</b>	<b>22</b>	<b>UNDISCLOSED</b>
<b>YU QIANG</b>	<b>81,608</b>	<b>2012</b>	<b>CHINA</b>	<b>-</b>	<b>17.5</b>	<b>GREEK</b>
<b>LAGO DI CANCANO</b>	<b>37,666</b>	<b>2014</b>	<b>CHINA</b>	<b>4x30.5</b>	<b>18.5</b>	<b>UNDISCLOSED</b>
<b>LAGO DI COMO</b>	<b>37,653</b>	<b>2014</b>	<b>CHINA</b>	<b>4x30.5</b>	<b>18.5</b>	<b>UNDISCLOSED</b>





**CONTAINER SALES**

NAME	DWT	BLT		GEAR	TEU	PRICE \$ (MIO)	BUYER
UNI-PACIFIC	19,309	1999	JAPAN	-	1,618	7.8	CHINESE
SITC MANILA	12,649	2000	JAPAN	-	787	-	UNDISCLOSED
OKEE ALICIA	23,741	2007	CHINA	2x40	1,740	-	CL OF UAFL
WARNOW CHIEF	21,191	2009	CHINA	-	1,496	11	CL OF ERASMUS C.

**Ro-Pax / Fast Ferries SALES**

NAME	GT	BLT		Pax	PRICE \$ (MIO)	BUYER
-	-	-	-	-	-	-

**CRUISE SALES**

NAME	GT	BLT		Pax	PRICE \$ (MIO)	BUYER
-	-	-	-	-	-	-

**Ro-Ro SALES**

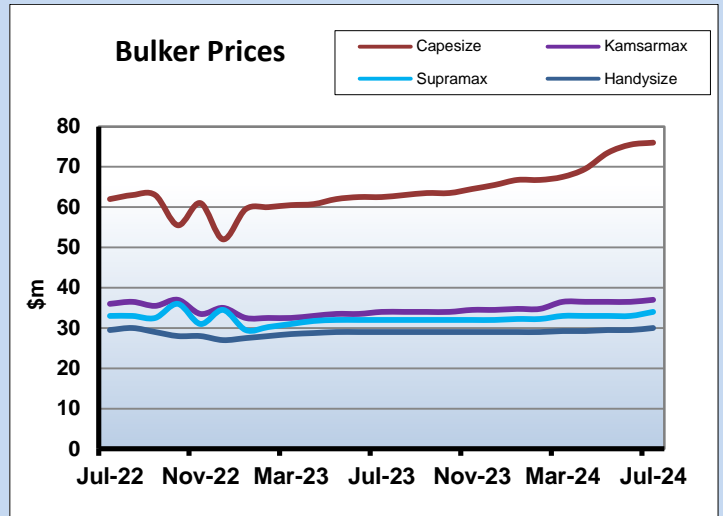
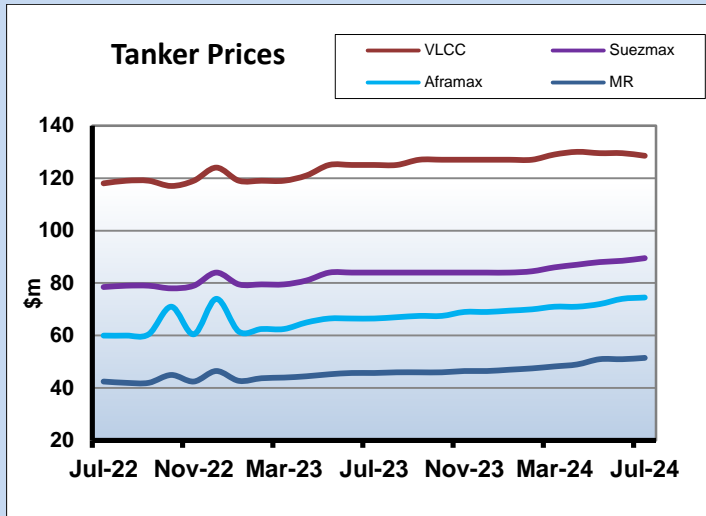
NAME	GT	BLT		Pax	PRICE \$ (MIO)	BUYER
ANTEY	24084	1988	GERMANY	150	-	CL OF CAMELOT B.
VOLCAN DE TABURIENTE	12895	2006	SPAIN	1500	-	UNDISCLOSED
SUPER-FAST BALEARES	30998	2010	SPAIN	12	-	CL OF SAFEEN GROUP

**OFFSHORE SALES**

NAME	GT	BLT		BOLL. PULL	PRICE \$ (MIO)	BUYER
-	-	-	-	-	-	-



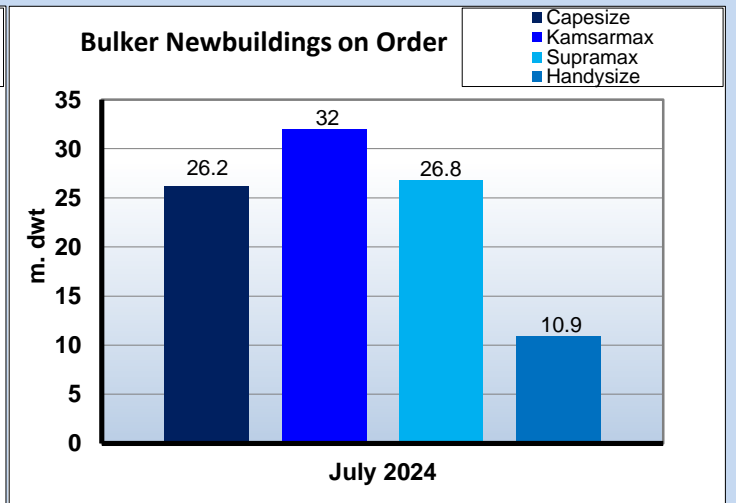
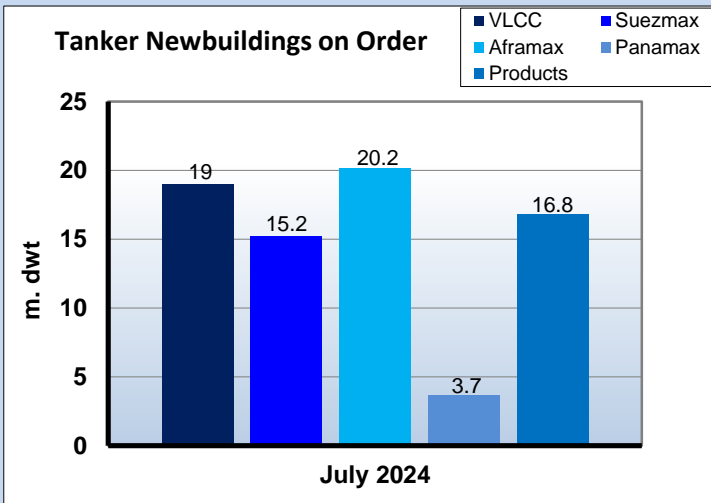
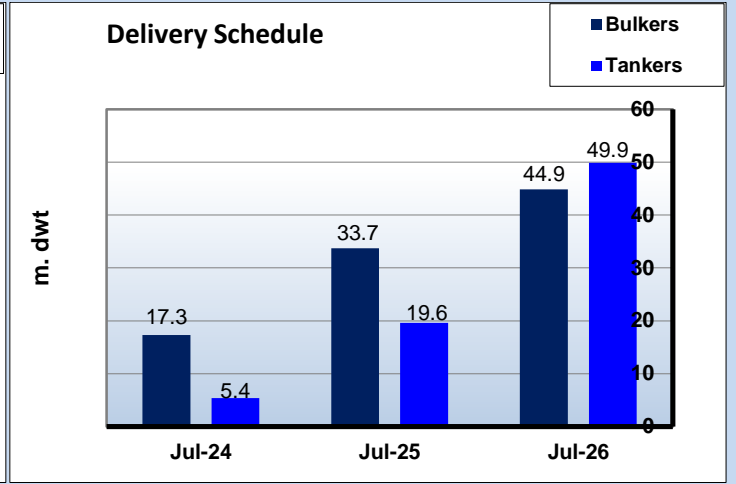
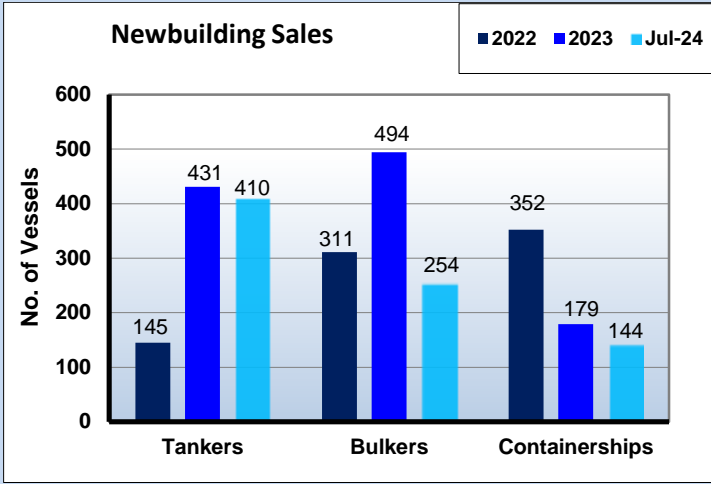
## NEW BUILDING MARKET AND REPORTED CONTRACTS



Dry Bulk Orderbook				
Ship Type	m.Dwt 2024	2025	2026+	Total No. Ships
Capesize	2.6	7.3	16.3	125
Kamsarmax	5.9	10.0	16.1	388
Supra/Hmax	5.5	11.1	10.2	423
Handies	3.3	5.3	2.3	303
<b>Total</b>	<b>17.3</b>	<b>33.7</b>	<b>44.9</b>	<b>1239</b>

Tanker Orderbook				
Ship Type	m.Dwt 2024	2025	2026+	Total No. Ships
ULCC/VLCC	0.3	1.5	17.1	61
Suezmax	1.1	4.6	9.6	97
Aframax	1.8	6.9	11.4	176
Panamax	0.1	0.8	2.8	50
MR + Small	2.0	5.8	9.0	468
<b>Total</b>	<b>5.4</b>	<b>19.6</b>	<b>49.9</b>	<b>852</b>

LPG Orderbook				
Ship Type	,000cb 2024	2025	2026+	Total No. Ships
VLGC	647	2,029	9,394	130
LGC	45	180	1,005	27
MR	116	174	1,047	39
Handy	79	93	113	39
Small	12	4	0	5
<b>Total m.Dwt</b>	<b>0.62</b>	<b>1.66</b>	<b>7.67</b>	<b>240</b>



DWT in Thousands	Newbuilding Historical Prices (\$m)													
	July-24	2023	2022	2021	2020	2019	2018	2017	2016	2010	2005	2000	1995	1990
<b>Tankers</b>														
320 DWT <sup>1</sup>	128.5	127	124	110	85.5	95.6	92.4	81.5	84.5	104.8	120	76.5	85.3	87.4
170 DWT <sup>1</sup>	89.5	84	84	75	57	71.7	60.6	55	54.5	66.3	71.5	52.5	54	66.1
115 DWT <sup>1</sup>	74.5	69	74	58.5	46.5	55.1	48.1	44	44.5	56	58	41.5	43.3	53.2
50 DWT <sup>1</sup>	51.5	46.5	46.5	40	34	38.8	36.7	33.8	32.5	36.1	43	29.5	33.2	32.1
<b>Bulkers</b>														
185 DWT <sup>1</sup>	76	65.5	51.5	46.5	51.8	50.4	44	42	46	57.2	58.5	40.5	42.3	60.2
83 DWT <sup>1</sup>	37	34.5	35	26	30.6	28.1	25.5	24.5	25.7	34.3	36	22.5	27.9	30
64 DWT <sup>1</sup>	34	32	34	24	27.4	26.2	24	22.3	24.1	31.1	31	20.5	24.1	25.3
35 DWT <sup>1</sup>	30	29	27	23	22.6	23.9	22	19.5	20.3	26.3	25.5	15	19.2	21.3
	<sup>1</sup> Before 2001 sizes to read 280,000 - 140,000 - 95,000 - 40,000 respectively for tankers and 150,000 - 69,000 for Bulkers <sup>2</sup> Single Hull <sup>3</sup> 30,000 DWT +Prior 2017 to read 73 - 76k dwt, 45k dwt & 30k dwt													
	(note: above is for vessels built Japan / Korea, you should also consider US\$ / Yen / Won relation for the years mentioned)													

### Newbuilding Orders

TYPE	DWT	BUILDER	DELIVERY	PRICE \$	OWNER	NOTE
CHEM&OIL	40,800	WUHU SHIPYARD	2027	-	TRANSKA TANKERS	-
CHEM&OIL	40,800	WUHU SHIPYARD	2027	-	TRANSKA TANKERS	-
CHEM&OIL	40,800	WUHU SHIPYARD	2027	-	TRANSKA TANKERS	-
CHEM&OIL	40,800	WUHU SHIPYARD	2027	-	TRANSKA TANKERS	-
LNG-BUNK	12,000	NANTONG CIMC SOE	AUG 2027	-	VITOL INTL. SHPG.	LNG
LNG-BUNK	6,700	NANTONG CIMC SOE	DEC 2026	-	VITOL INTL. SHPG.	LNG
AMMONIA/LPG	59,000	HYUNDAI SAMHO HI	SEP 2028	118.40	MAERSK TANKERS	AMMONIA
AMMONIA/LPG	59,000	HYUNDAI SAMHO HI	JUL 2028	118.40	MAERSK TANKERS	AMMONIA
LPG	55,000	HYUNDAI HI (ULSAN)	JUN 2027	124.10	BGN/PERTAMINA INTL. S.	LPG
LPG	55,000	HYUNDAI HI (ULSAN)	MAR 2027	124.10	BGN/PERTAMINA INTL. S.	LPG
CHEM&OIL	50,000	HYUNDAI MIPO	MAR 2027	54.10	BRAVE MARITIME	-
CHEM&OIL	50,000	HYUNDAI MIPO	JAN 2027	54.10	BRAVE MARITIME	-
CHEM&OIL	15,000	CMJL (YANGZHOU)	JUL 2027	-	TERNTANK	MTHNL,BAT
BULK	81,200	TSUNEISHI ZHOUSHAN	2027	-	SANTOKU SHIPPING	MTHNL
BULK	81,200	TSUNEISHI ZHOUSHAN	2027	-	SANTOKU SHIPPING	MTHNL
MTHNL-BUNK	7,999	TAIZHOU MAPLE LEAF	DEC 2026	-	FRATELLI COSULICH	MTHNL
MTHNL-BUNK	7,999	TAIZHOU MAPLE LEAF	SEP 2026	-	FRATELLI COSULICH	MTHNL
MTHNL-BUNK	7,999	TAIZHOU MAPLE LEAF	JUN 2026	-	FRATELLI COSULICH	MTHNL
MTHNL-BUNK	7,999	TAIZHOU MAPLE LEAF	MAR 2026	-	FRATELLI COSULICH	MTHNL
CEMENT	38,000	NINGBO INLE SB	2027	-	NOVA ALGOMA CEMENT	MTHNL
CEMENT	38,000	NINGBO INLE SB	2027	-	NOVA ALGOMA CEMENT	MTHNL
CEMENT	38,000	NINGBO INLE SB	NOV 2026	-	NOVA ALGOMA CEMENT	MTHNL
BULK	63,500	CMJL (NANJING)	2027	-	NASCO	-
BULK	63,500	CMJL (NANJING)	2027	-	NASCO	-
CRUISE	12,000	MEYER WERFT	2028	-	OLC GROUP	LNG
BULK	63,500	SAINTY SB (YANGZHOU)	AUG 2026	-	SEA TRADERS	-
BULK	63,500	SAINTY SB (YANGZHOU)	JUN 2026	-	SEA TRADERS	-
AMMONIA/LPG	52,000	YANGZI-MITSUI SB	FEB 2029	-	NISSEN KAIUM	LPG
AMMONIA/LPG	52,000	YANGZI-MITSUI SB	NOV 2028	-	NISSEN KAIUM	LPG
AMMONIA/LPG	52,000	YANGZI-MITSUI SB	AUG 2028	-	NISSEN KAIUM	LPG
AMMONIA/LPG	52,000	YANGZI-MITSUI SB	MAY 2028	-	NISSEN KAIUM	LPG
CONTAINER	182,000	HYUNDAI SAMHO HI	2028	222.00	CMA CGM	LNG

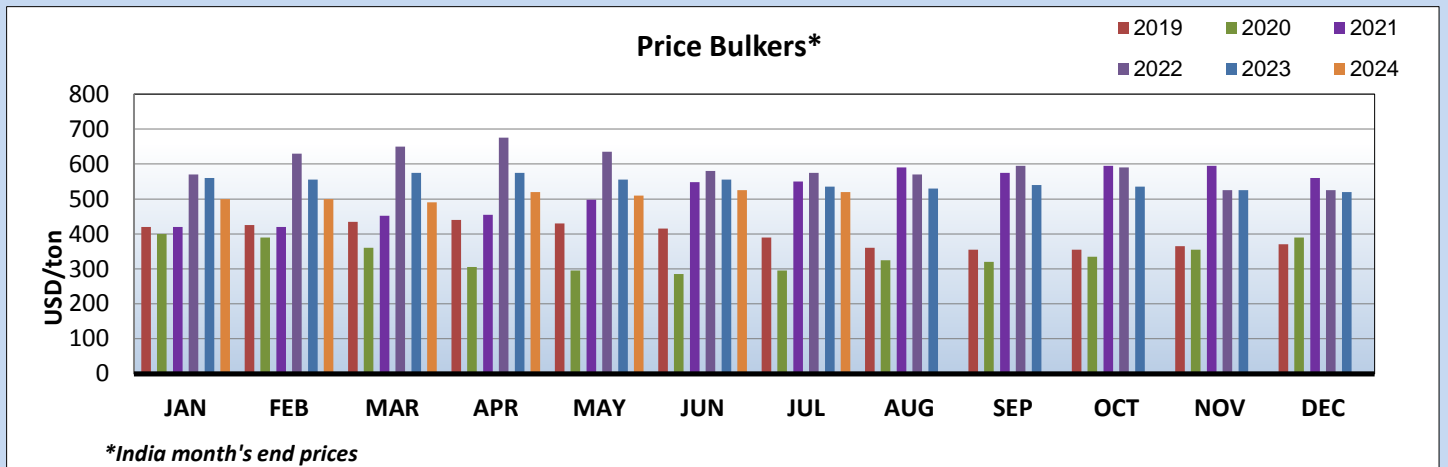
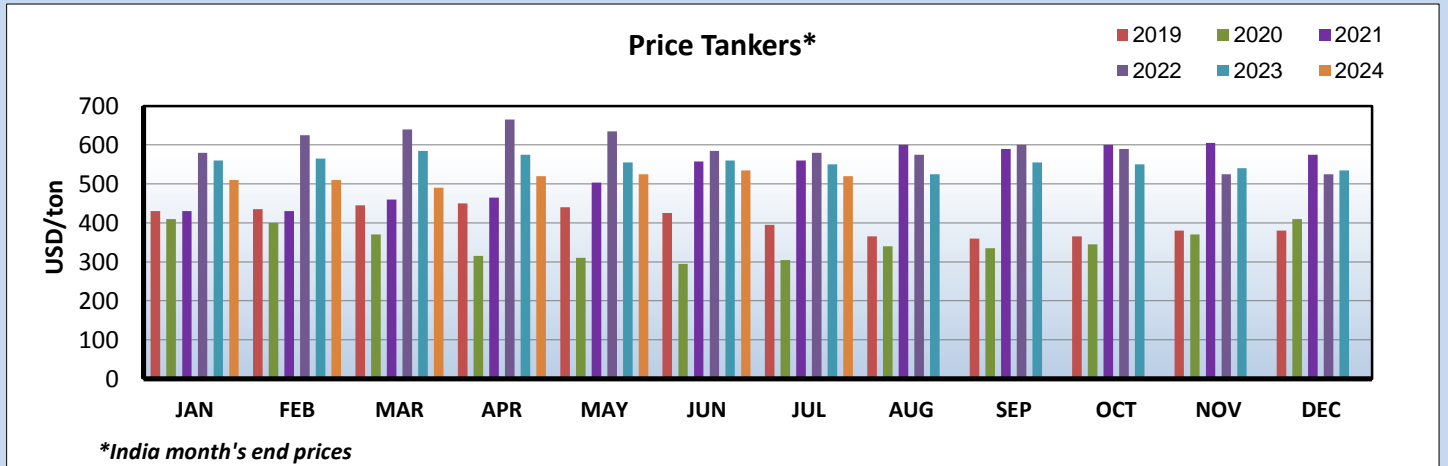
CONTAINER	182,000	HYUNDAI SAMHO HI	2028	222.00	CMA CGM	LNG
CONTAINER	182,000	HYUNDAI SAMHO HI	2028	222.00	CMA CGM	LNG
CONTAINER	182,000	HYUNDAI SAMHO HI	2027	222.00	CMA CGM	LNG
CONTAINER	182,000	HYUNDAI SAMHO HI	2027	222.00	CMA CGM	LNG
CONTAINER	182,000	HYUNDAI SAMHO HI	2027	222.00	CMA CGM	LNG
CONTAINER	182,000	HYUNDAI HI (ULSAN)	2028	222.00	CMA CGM	LNG
CONTAINER	182,000	HYUNDAI HI (ULSAN)	2028	222.00	CMA CGM	LNG
CONTAINER	182,000	HYUNDAI HI (ULSAN)	2028	222.00	CMA CGM	LNG
CONTAINER	182,000	HYUNDAI HI (ULSAN)	2027	222.00	CMA CGM	LNG
CONTAINER	182,000	HYUNDAI HI (ULSAN)	2027	222.00	CMA CGM	LNG
CONTAINER	182,000	HYUNDAI HI (ULSAN)	2027	222.00	CMA CGM	LNG
BULK	66,000	TSUNEISHI CEBU	2028	-	DRYDEL SHPG	SCRUB.
CHEM&OIL	50,000	HUANGHAI SB	2027	-	MONTE NERO MNGT	-
CHEM&OIL	50,000	HUANGHAI SB	2027	-	MONTE NERO MNGT	-
CHEM&OIL	50,000	HUANGHAI SB	2027	-	MONTE NERO MNGT	-
CHEM&OIL	50,000	HUANGHAI SB	2027	-	MONTE NERO MNGT	-
CONTAINER	6,000	WUHU SHIPYARD	2026	-	ZHONGHUAIZHOU SHPG	BAT.
CONTAINER	6,000	WUHU SHIPYARD	2026	-	ZHONGHUAIZHOU SHPG	BAT.
BULK	66,000	TSUNEISHI CEBU	2028	-	DRYDEL SHPG	SCRUB.
CHEM&OIL	18,500	WUCHANG SHIPBUILDING	2027	-	ATHENIAN CARRIERS	LNG & M.
CHEM&OIL	18,500	WUCHANG SHIPBUILDING	2027	-	ATHENIAN CARRIERS	LNG & M.
ASP. & BIT.	17,500	CHENGXI SHIPYARD	AUG 2026	-	TRAFIGURA GROUP	-
BULK	63,500	HAITONG OFFSHORE ENG	2026	32.80	FUJIAN GUOHANG GR.	-
BULK	63,500	HAITONG OFFSHORE ENG	2026	32.80	FUJIAN GUOHANG GR.	-
CRUISE	10,000	FINCANTIERI MONFALCO.	JUL 2033	-	CARNIVAL CRUISE LINE	LNG
CRUISE	10,000	FINCANTIERI MONFALCO.	JUL 2031	-	CARNIVAL CRUISE LINE	LNG
CRUISE	10,000	FINCANTIERI MONFALCO.	JUL 2029	-	CARNIVAL CRUISE LINE	LNG
LNG-BUNK	9,000	HUDONG ZHONGHUA	2027	-	IBAIZABAL TANKERS	LNG
LNG-BUNK	9,000	HUDONG ZHONGHUA	NOV 2026	-	IBAIZABAL TANKERS	LNG
PCC	18,370	YANTAI CIMC RAFFLES	NOV 2027	-	NOCC	LNG,AMM.

### DEMOLITION MARKET

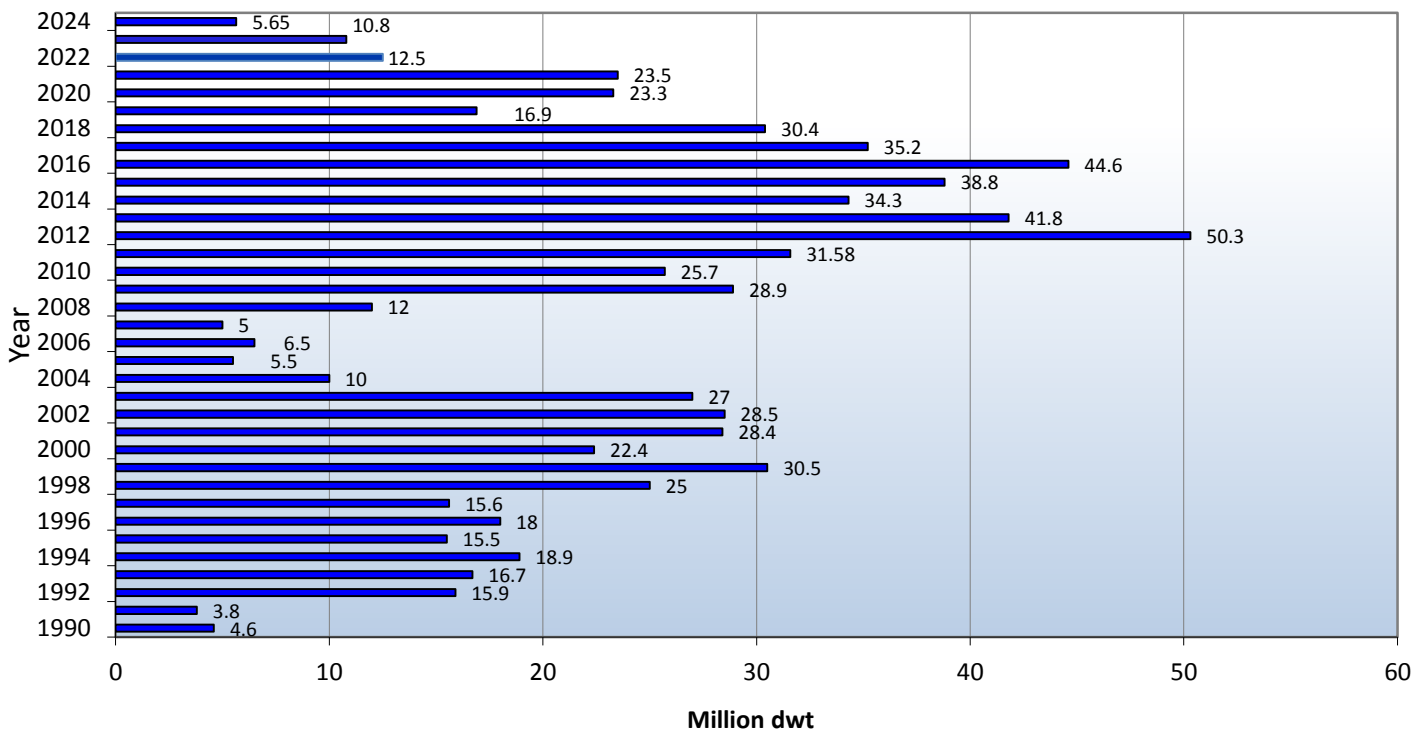
**\* MONTH'S END PRICES**

Demolition Prices		
	Gen Cargo	Tanker
India	525/lt Ldt	525/lt Ldt
Bangladesh	530/lt Ldt	530/lt Ldt
Pakistan	515/lt Ldt	515/lt Ldt
Turkey	360/lt Ldt	360/lt Ldt

**Demolition Historical Data**

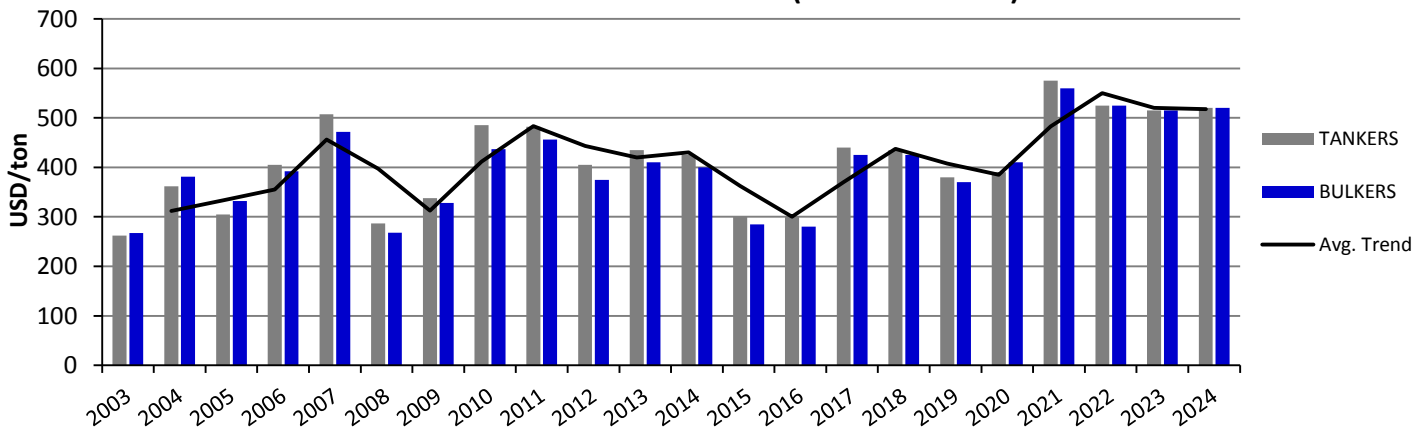


### Total Demolition (Dwt)



\* Bss reported sales

### Historical Demolition Prices (India Year's End)



HISTORICAL DEMOLITION PRICES (*Indian Year's End)																			
	2006	2007	2008	2009	2010	2011	2012	2013	2014	2015	2016	2017	2018	2019	2020	2021	2022	2023	CURR
<b>WET</b>	405	507	287	338	485	482	405	435	425	300	300	440	435	380	410	575	525	515	520
<b>DRY</b>	392	472	268	328	437	456	375	410	400	285	280	425	425	370	390	560	525	515	520

**India**

TYPE	NAME	DWT	BLT	LDT	PRICE \$/LDT	COMMENTS
REEF	TOKACHI FROST	3,621	1985	-	530	-
TWEEN	AL MINUFIYAH	12,700	1991	-	-	-
CONT	MSC IRIS	21,370	1982	10,655	-	-

**Bangladesh**

TYPE	NAME	DWT	BLT	LDT	PRICE \$/LDT	COMMENTS
TWEEN	SPAN ASIA 2	3,676	1984	-	-	-
TWEEN	SPAN ASIA 3	5,788	1979	-	-	-
BULK	HAI XIANG 557	7,757	2020	-	-	-

**Pakistan**

TYPE	NAME	DWT	BLT	LDT	PRICE \$/LDT	COMMENTS
BULK	ALPS	71,535	1994	10,191	-	-

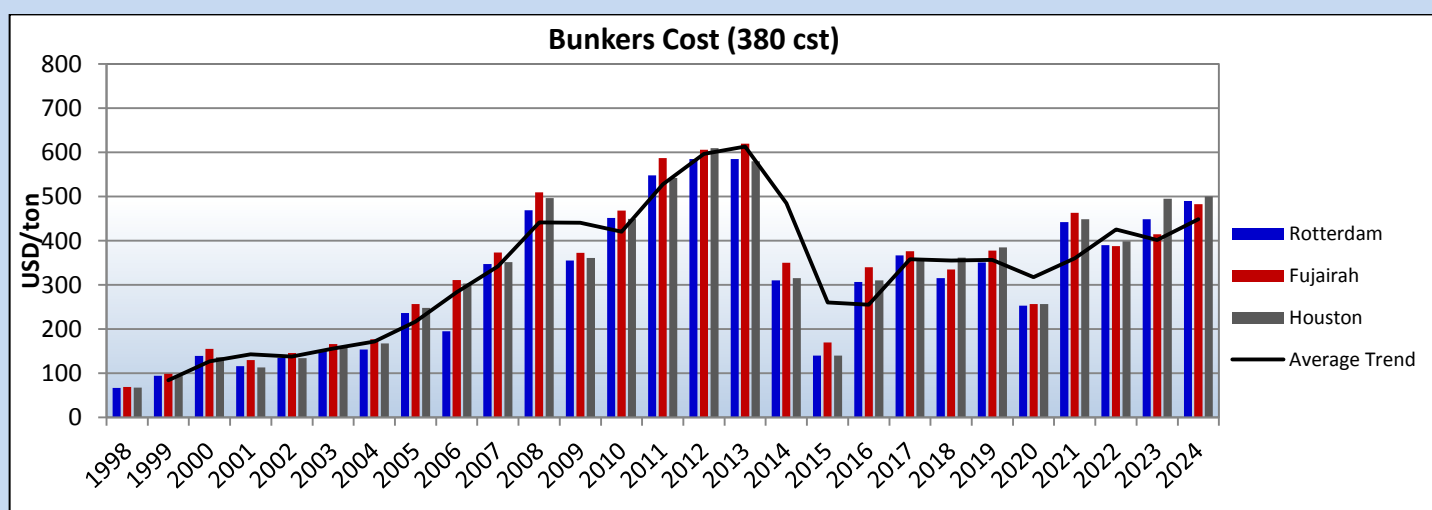
**Turkey**

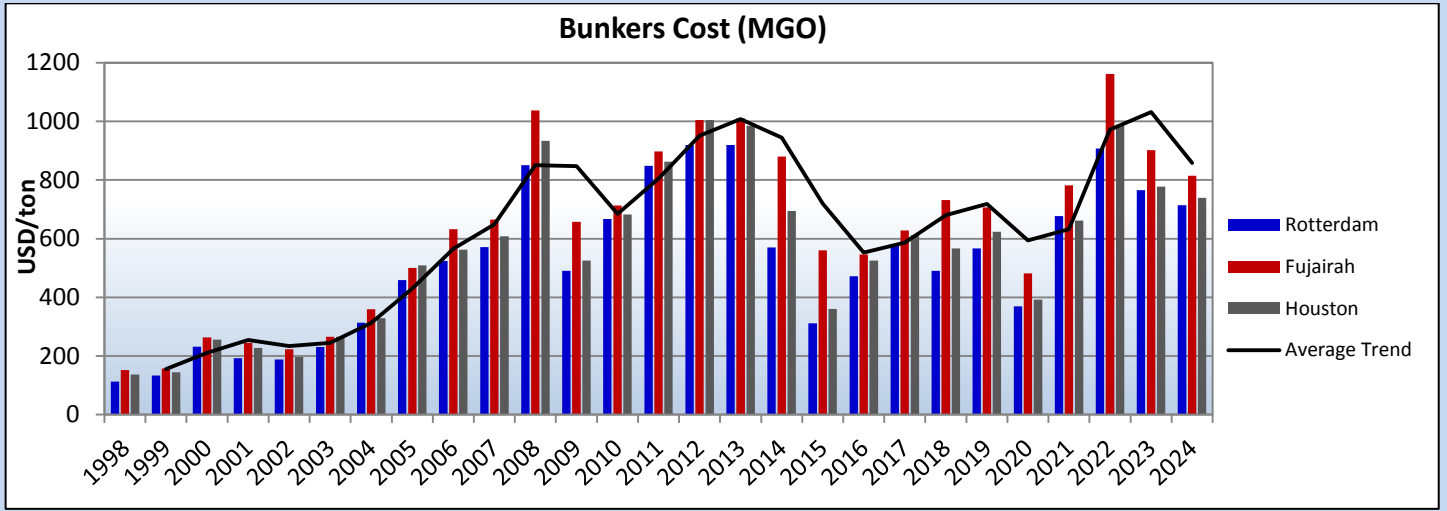
TYPE	NAME	DWT	BLT	LDT	PRICE \$/LDT	COMMENTS
TWEEN	ONUR	4,160	1972	-	-	-
TWEEN	DIAA	3,663	1977	1,503	-	-

**Other**

TYPE	NAME	DWT	BLT	LDT	PRICE \$/LDT	COMMENTS
BULK	JIA HANG XING	43,246	1994	8,012	-	-
BULK	APJ MAHAKALI	70,296	1996	9,126	525	-
RORO	SU ZHOU HAO	2,235	1992	-	446	-
CONT	WATERMARK ST.GEORGE	12,310	1998	-	-	-
BULK	KMAX PRO	48,227	1997	7,226	-	-

**HISTORICAL BUNKER PRICES**

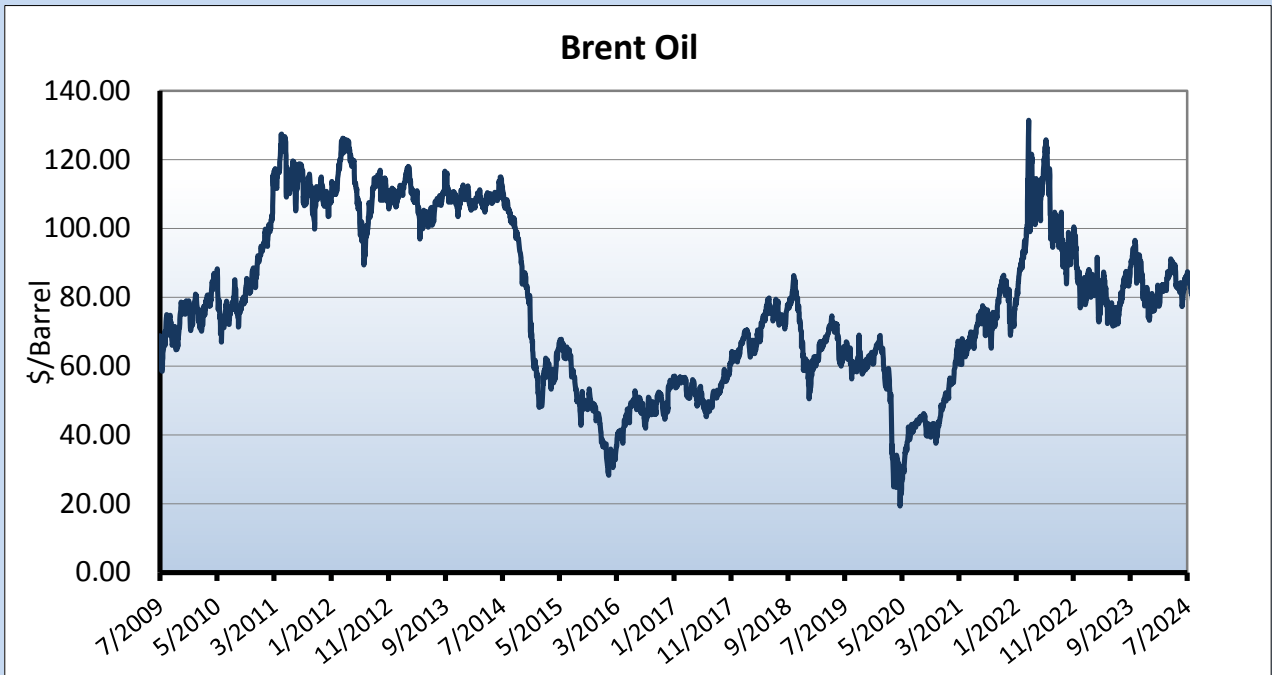
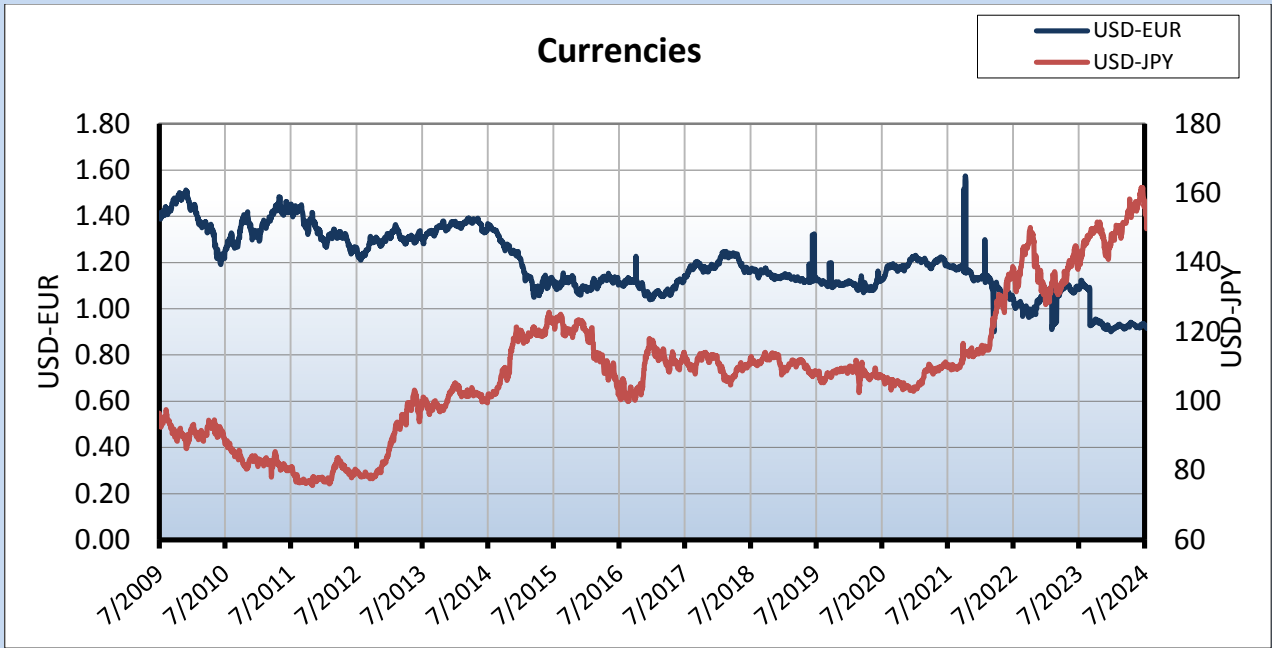




	HISTORICAL BUNKER PRICES					
	Rotterdam		Fujairah		Houston	
	380 cst	MGO	380 cst	MGO	380 cst	MGO
2003	151	230.4	166.3	265.2	160.2	265.1
2004	154	313.4	176.7	359.3	167.3	328.7
2005	236	458.4	256.6	500.1	248.3	508.5
2006	195	524.1	310.9	631.8	303	562.3
2007	347	571.3	373.7	664.7	351.8	608.6
2008	469	850.7	509.4	1037.7	496.8	933.2
2009	355	490.6	372.8	657	360.7	525
2010	452	667.1	468.2	712.9	449.3	683
2011	548	848.6	587.5	897.5	542.1	862.4
2012	585	920	606	1005	610	1005
2013	585	920	620	1010	580	985
2014	310	570	350	880	315	695
2015	140	311	170	560	140	360
2016	307	472	340	546	310	525
2017	367	579	376	627.5	356	612
2018	315	490	335	732	362	567
2019	290.4	607.2	290.3	760.3	342	647.8
2020	302	426	312	474	296	461.75
2021	442.5	677	463	782	449	661.5
2022	390	908	388	1162	399	988.50
2023	449	766	415	902	449	778
01-08-24	490	714	483	815	500	739



# MARKET INDICATORS



	GBP	CAD	EUR	JPY	CHF	USD	AUD
GBP	1	0.5656	0.8443	0.0052	0.8923	0.7822	0.5100
CAD	1.7680	1	1.4928	0.0092	1.5776	1.3829	0.9017
EUR	1.1843	0.6699	1	0.0062	1.0568	0.9264	0.6040
JPY	191.3659	108.2363	161.5796	1	170.7506	149.6800	97.5914
CHF	1.1207	0.6339	0.9463	0.0059	1	0.8766	0.5715
USD	1.2785	0.7231	1.0795	0.0067	1.1408	1	0.6520
AUD	1.9609	1.1091	1.6557	0.0103	1.7496	1.5337	1

\* 31/07/2024 values

#### STOCK WATCH

NAME	TICKET	THIS MONTH*	LAST MONTH	CHANGE %	52w HIGH	52w LOW
Capital Product Partners	CPLP	16.25	17.03	-4.58%	18.85	12.70
Diana Shipping Inc.	DSX	2.54	2.86	-11.19%	3.98	2.51
Dynagas LNG Partners LP	DLNG	3.9	4.03	-3.23%	4.24	2.27
Euroseas Ltd.	ESEA	36.98	34.91	5.93%	42.46	21.24
Costamare Inc.	CMRE	14.82	16.43	-9.80%	17.58	8.54
Navios Maritime Holdings	NM	2.27	7.00	-67.57%	8.50	1.50
GasLog Ltd.	GLOG	25.28	25.70	-1.63%	25.89	23
Safe Bulkers Inc.	SB	5.06	5.82	-13.06%	27.47	16.86
Star Bulk Carriers Corp.	SBLK	22.54	24.38	-7.55%	27.47	16.86
Stealthgas Inc.	GASS	6.61	7.35	-10.07%	8.84	4.61
TEN Inc.	TNP	29.28	29.28	0.00%	31.48	17.06
TOP Ships Inc.	TOPS	9.99	11.02	-9.35%	18.97	5.51
Danaos Corporation	DAC	86.49	92.36	-6.36%	98.25	62.37

\* 31/07/2024 values

~~~~~

Disclaimer: Information and data that appear in this report have been obtained from various sources which are believed to be correct and reliable. However, Athenian Shipbrokers S.A. does not guarantee their accuracy or completeness and therefore cannot be held liable for any loss incurred as a result of reliance in any way whatsoever on the information contained herein.

**Kind Regards,**



**ATHENIAN SHIPBROKERS S.A.**