



ATHENIAN SHIPBROKERS S.A.

107-109, Vas. Pavlou Str., GR 166 73, Voula, Athens, Greece

Tel: +30 210 9659700 - Fax: +30 210 8996040

Email S & P : athenian@atheniansa.gr

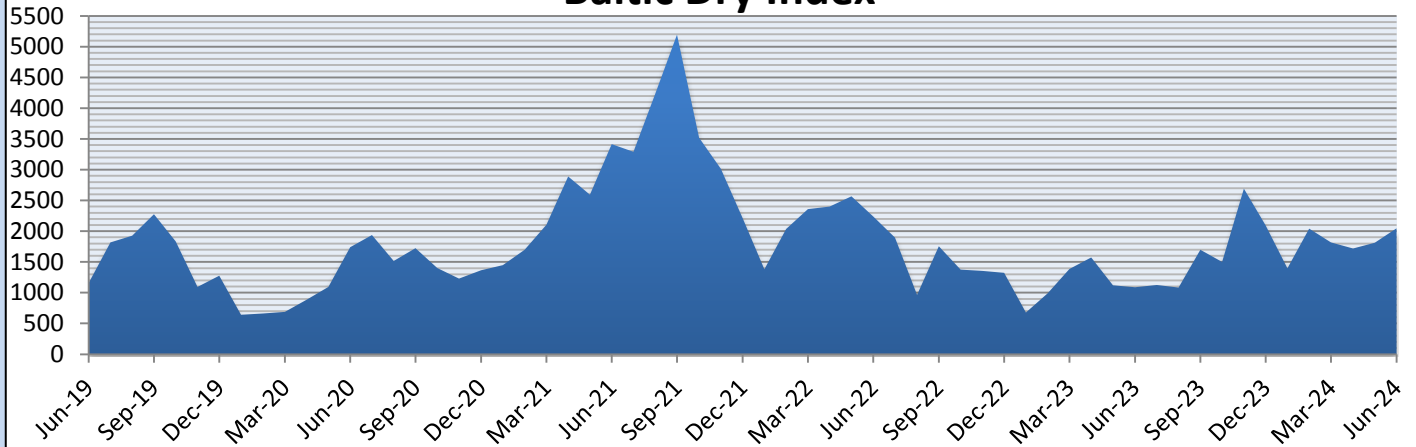
Email Chartering : chartering@atheniansa.gr

www.atheniansa.gr

JUNE 2024

MONTHLY REPORT

Baltic Dry Index



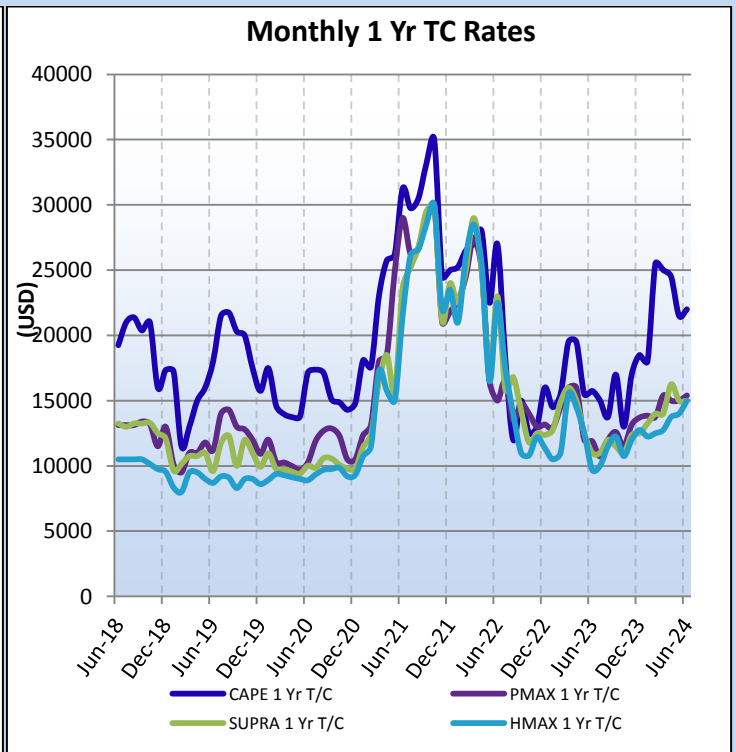
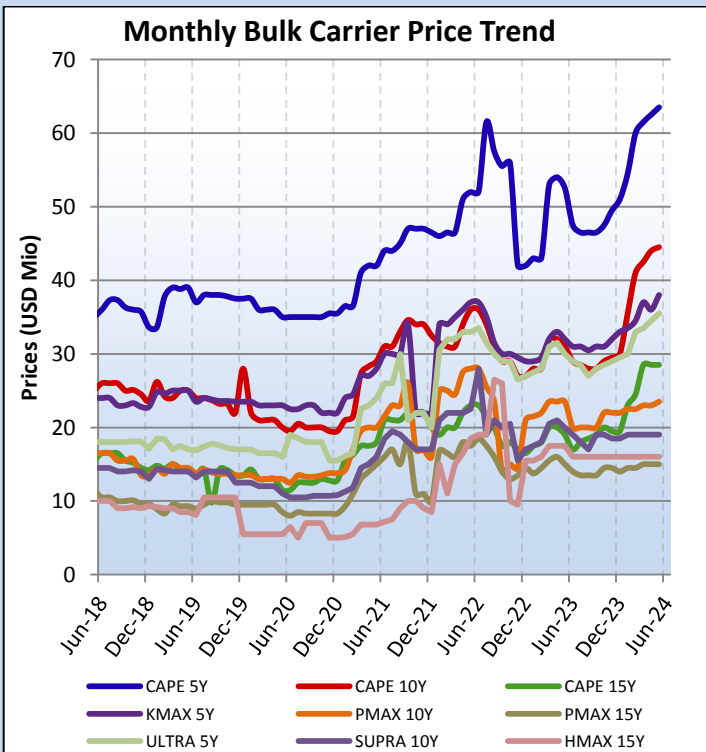
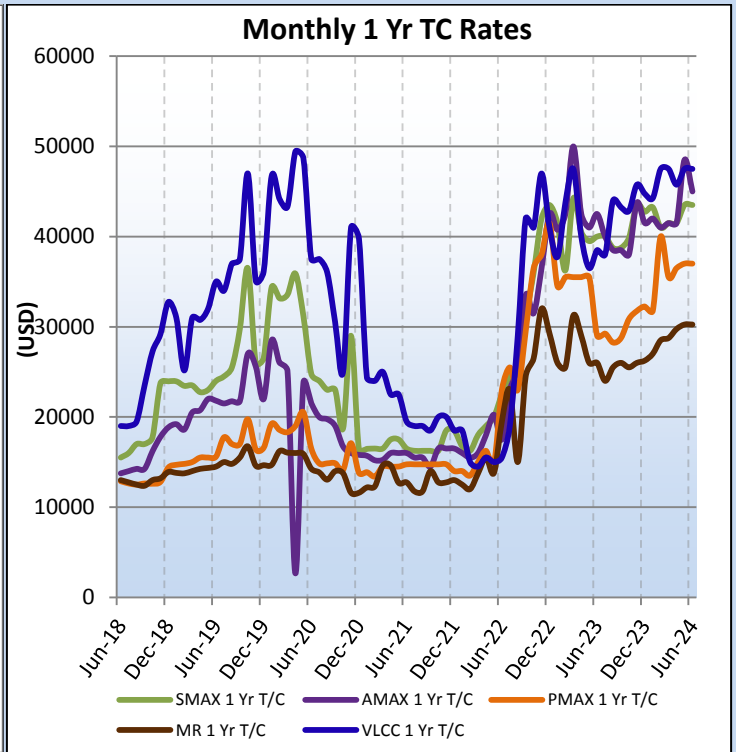
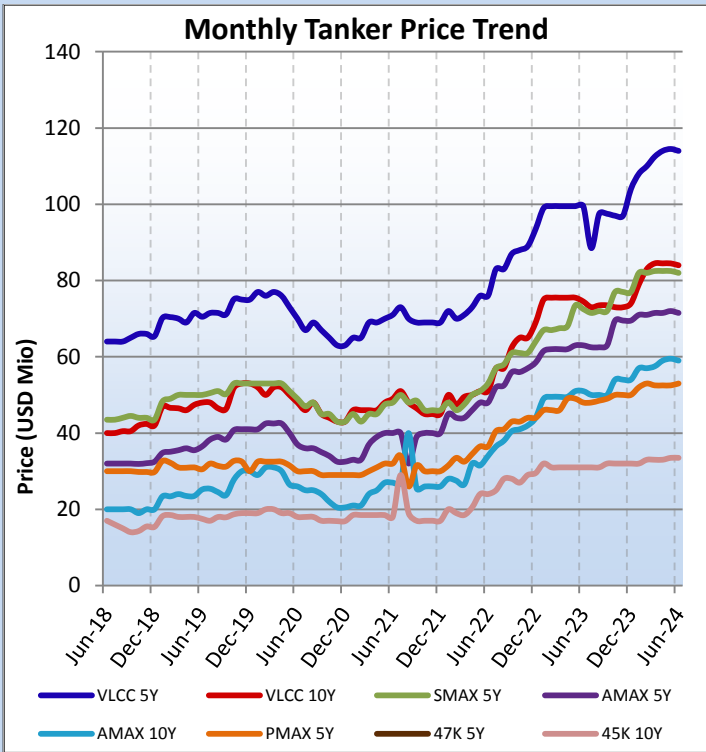
PRICES TANKERS (\$ MIO)

* Prices reflect Year's End	2018	2019	2020	2021	2022	2023	JUN-24
VLCC 5Y	63	75	63	69	93.5	104	114
VLCC 10Y	40	53	43	45	69	74	84
SUEZMAX 5Y	42	53	42	46	64	77	82
AFRAMAX 5Y	32	41	42.5	40	58.5	69.5	71.5
AFRAMAX 10Y	22	30	28.3	26	44	54	59
PANAMAX 5Y	28	30	29.5	30	44	50	53
51K 5Y	27.5	30	26.5	27	39	39	46.25
47K 10Y	16.5	19	17.5	17	29.5	30	31

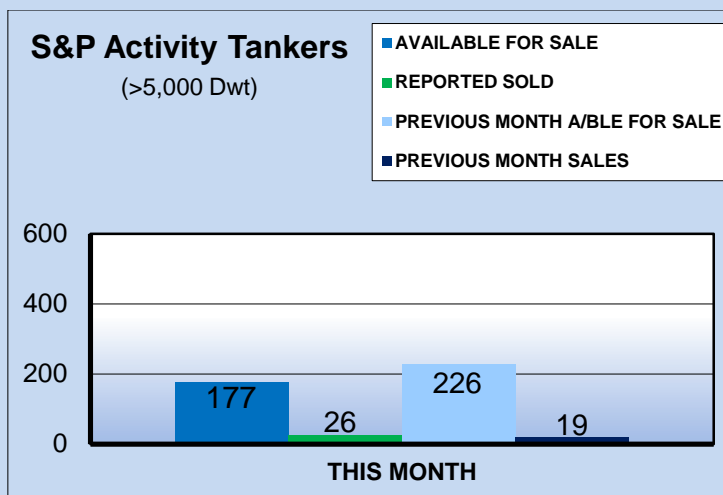
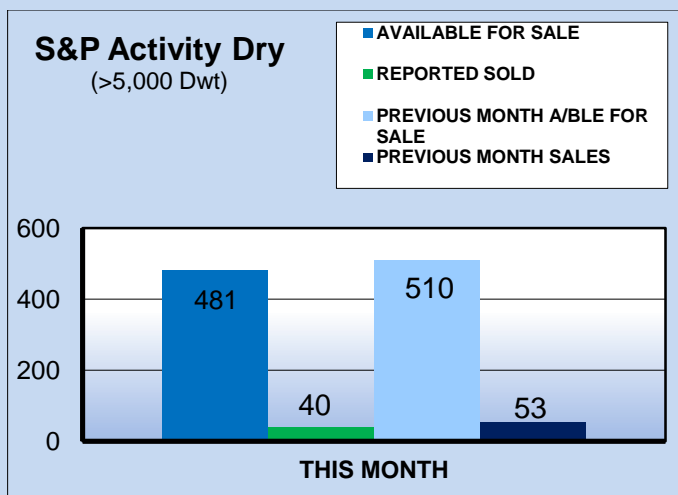
PRICES BULKERS (\$ MIO)

* Prices reflect Year's End	2018	2019	2020	2021	2022	2023	JUN-24
CAPE SIZE 5Y	33	37.5	35.3	46.5	42	51	63
CAPE SIZE 10Y	23.5	22	19	32.5	27	30	44
CAPE SIZE 15Y	14	13.5	12	20	16.5	19.5	28
KAMSARMAX 5Y	23.5	23.5	21.8	32	29	33	37.5
KAMSARMAX 10Y	14.5	13.5	13.5	22	21	23	28.5
PANAMAX 15Y	9	9.5	8.8	16	14.5	14	15
PANAMAX 20Y	6.5	6	5.7	10	9.5	10	11
ULTRAMAX 5Y	18	17	17.3	29	27	29.5	35.75
SUPRAMAX 10Y	14	12.5	10.5	20	17	18.5	19
HANDY 37K 5Y	15	16.7	14.5	24	22	25.5	27.5
HANDY 37K 10Y	11.8	9.2	8.7	17	15.5	16	20

SECOND HAND SALES & CHARTER FIXTURE TRENDS

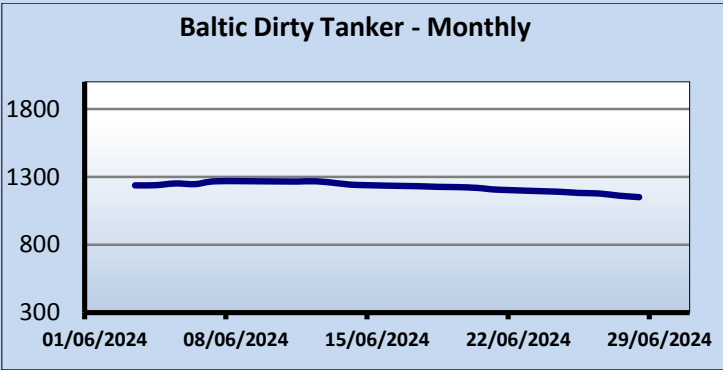
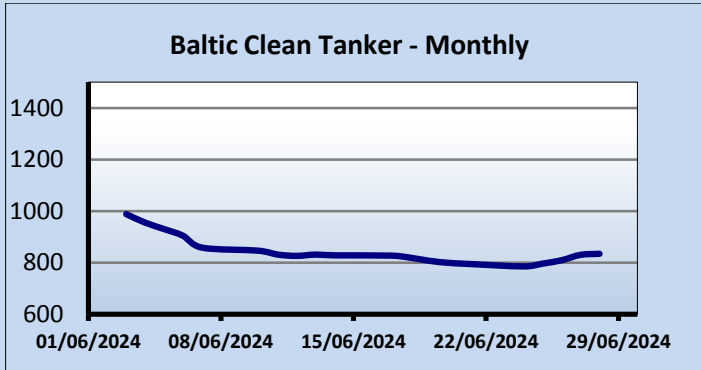
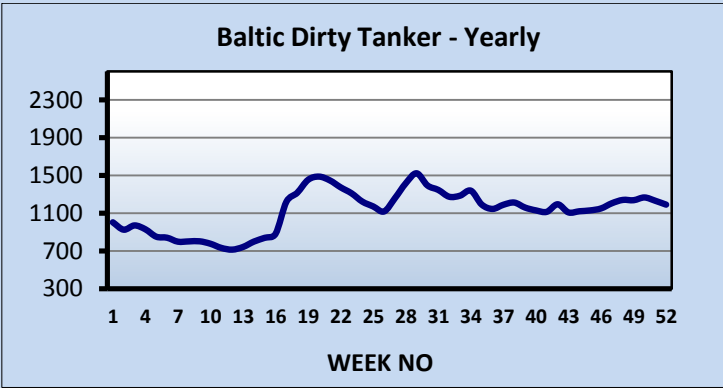
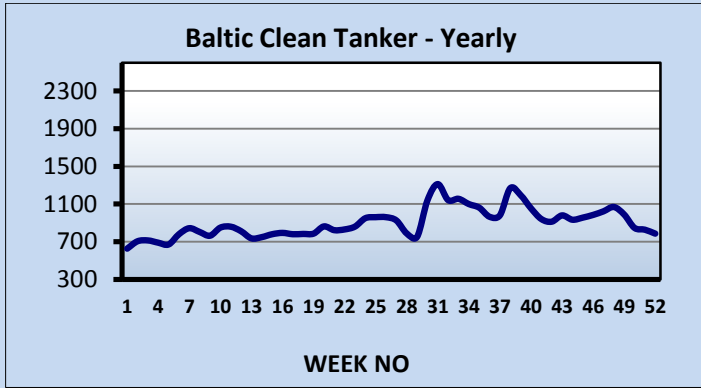


SECOND HAND TONNAGE MARKET



** Excluding demolition sales*

Ship Type	Sale and Purchase Market						
	Jan-24	Feb-24	Mar-24	Apr-24	May-23	June-24	Total
BULK	46	65	61	52	53	40	317
TANK	30	29	23	21	19	26	148
GAS	4	2	2	6	2	10	26
CONT	5	9	8	15	12	8	57
TWEEN/MPP	0	1	0	0	0	0	1
REEF	0	0	0	0	0	0	0
RORO	2	8	7	3	5	0	25
FERRY	0	0	0	0	2	0	2
CRUISE	2	1	0	2	0	0	5
Total	89	115	101	99	93	84	581

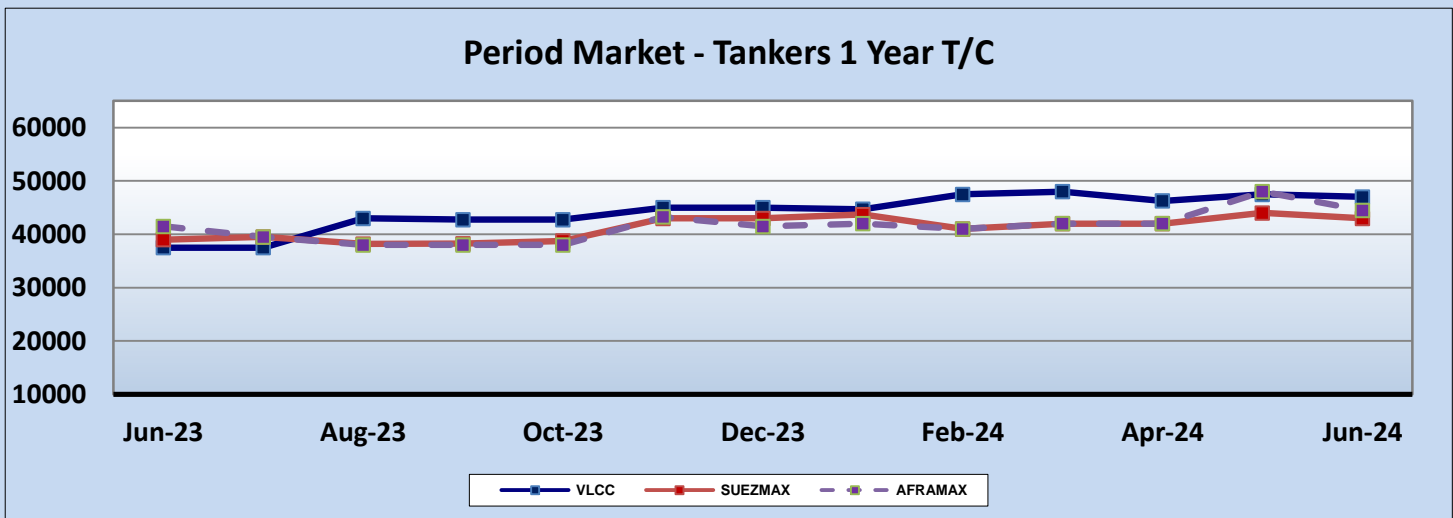
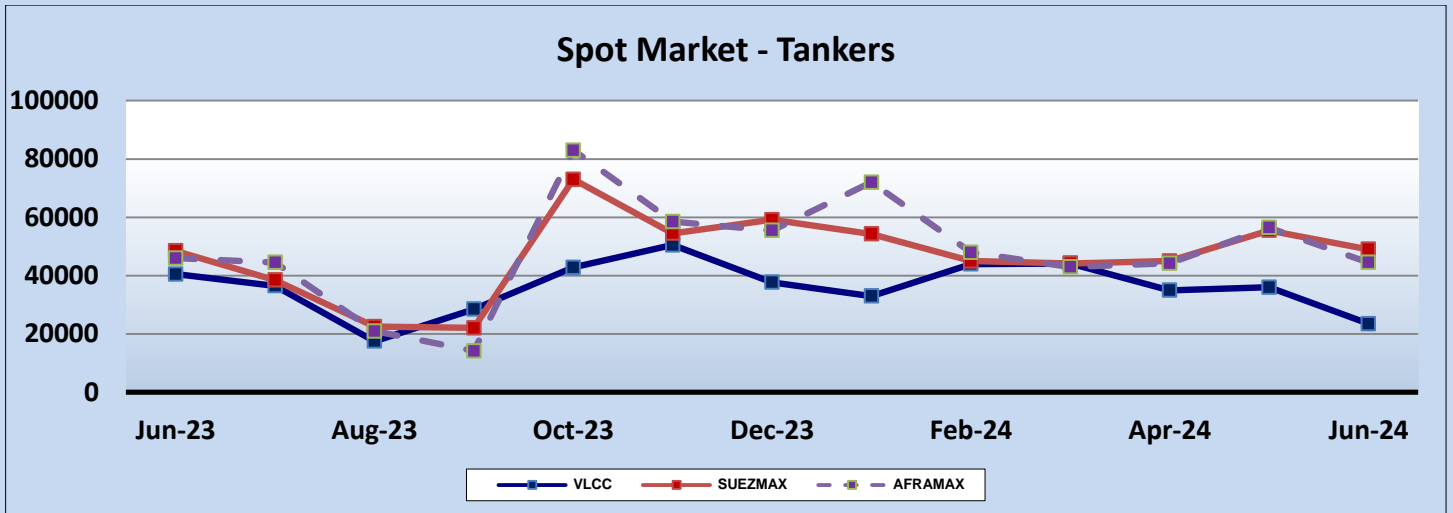


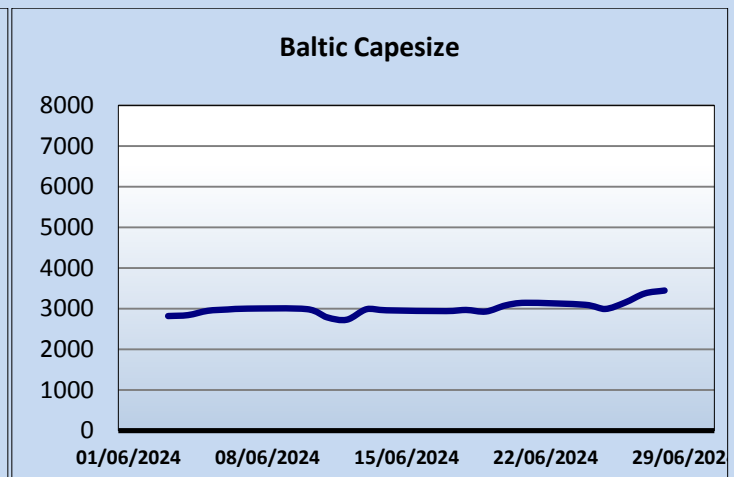
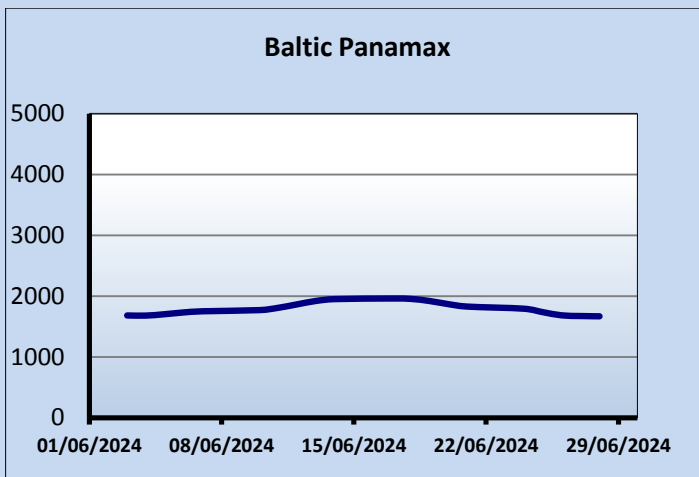
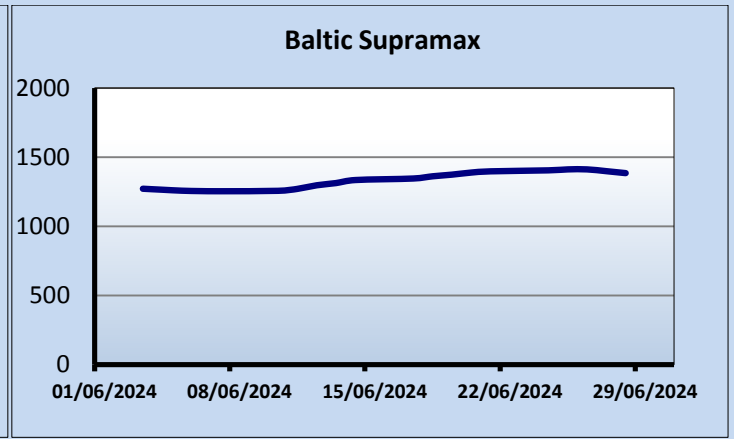
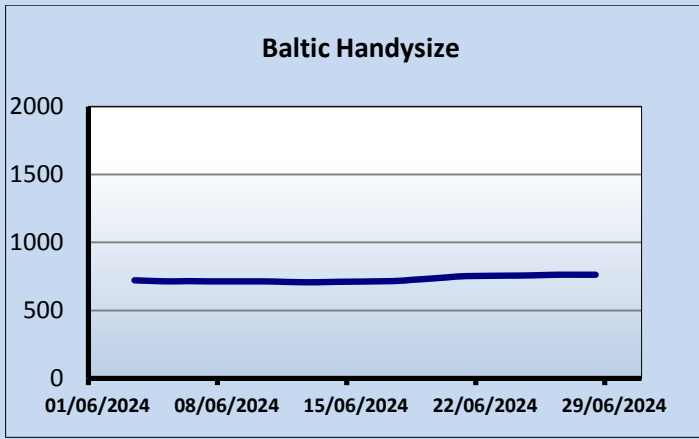
TANKER SALES

NAME	DWT	BLT		PRICE \$ (MIO)	BUYER
MTM ANTWERP	20,704	2004	JAPAN	15	UNDISCLOSED
CSC PROGRESS	45,791	2007	CHINA	21	UNDISCLOSED
FOS ENERGY	45,990	2006	KOREA	-	UNDISCLOSED
SEAPEAK PAN	10,003	2009	CHINA	6.1	MIDDLE EASTERN
NEUTRON SOUND	49,997	2007	KOREA	23	GREEK
AVRA PATROS	74,998	2008	KOREA	29.75	GREEK
ALPINE CONFIDENCE	107,600	2010	JAPAN	43.8	CHINESE
FRONT THOR	156,719	2010	CHINA	48	UNDISCLOSED
NORVIC MONIA	105,348	2008	KOREA	42.3	UNDISCLOSED
SONGA CHALLENGE	19,993	2009	JAPAN	23	HEUNG-A SHIPPING
DIGNITY	50,392	2010	CHINA	29	CL OF AERIO SHIP M.
C.PROSPERITY	313,525	2009	KOREA	53	KYKLADES MARITIME
PARADISE CITY	49,999	2009	KOREA		ENBLOC BSS
GUNMETAL JACK	49,999	2009	KOREA	56	UNDISCLOSED
CALANDRIA	45,950	2012	JAPAN	32.5	UNDISCLOSED
ALHENA	52,420	2012	CHINA	32.3	GREEK
STI TOPAZ	49,990	2012	KOREA	35.75	UNDISCLOSED
STI RUBY	49,990	2012	KOREA	34.82	UNDISCLOSED
STI GARNET	49,990	2012	KOREA	35.95	UNDISCLOSED
STI ONYX	49,990	2012	KOREA	35.99	UNDISCLOSED
SANDPIPER PACIFIC	51,833	2013	KOREA	35.65	UNDISCLOSED
STI BERYL	49,990	2013	KOREA	36.6	UNDISCLOSED
TRF MANDAL	37,596	2016	KOREA		ENBLOC BSS
TRF MARQUETTE	37,596	2016	KOREA	76	UNDISCLOSED
PUSAKA JAVA	108,524	2018	JAPAN	68.5	EASTERN PACIFIC S.
STIRLING	112,750	2021	CHINA	72.5	UNDISCLOSED

GAS SALES

<i>NAME</i>	<i>DWT</i>	<i>BLT</i>		<i>CBM</i>	<i>PRICE \$ (MIO)</i>	<i>BUYER</i>
PERTUSOLA	17,670	1999	ITALY	17,395	13.7	UNDISCLOSED
SUN GAS	3,318	1998	JAPAN	3,444	2.5	UNDISCLOSED
OB RIVER	84,682	2007	KOREA	146,791		ENBLOC BSS
AMUR RIVER	84,598	2008	KOREA	146,748		
ARCTIC AURORA	84,604	2013	KOREA	152,062		
CLEAN ENERGY	85,513	2007	KOREA	146,794	477.5	CHINA DEV. BANK F.L.
NEO ENERGY	85,602	2007	KOREA	146,838	-	UNDISCLOSED
WARINSART	28,521	2014	KOREA	37,353	50	CL OF SCHULTE GR.
SURVILLE	26,120	2014	KOREA	34,415	50	CL OF SEAHAWK M.
SEASUCCESS	28,482	2018	KOREA	37,390	59	CL OF AYGAZ A.S.



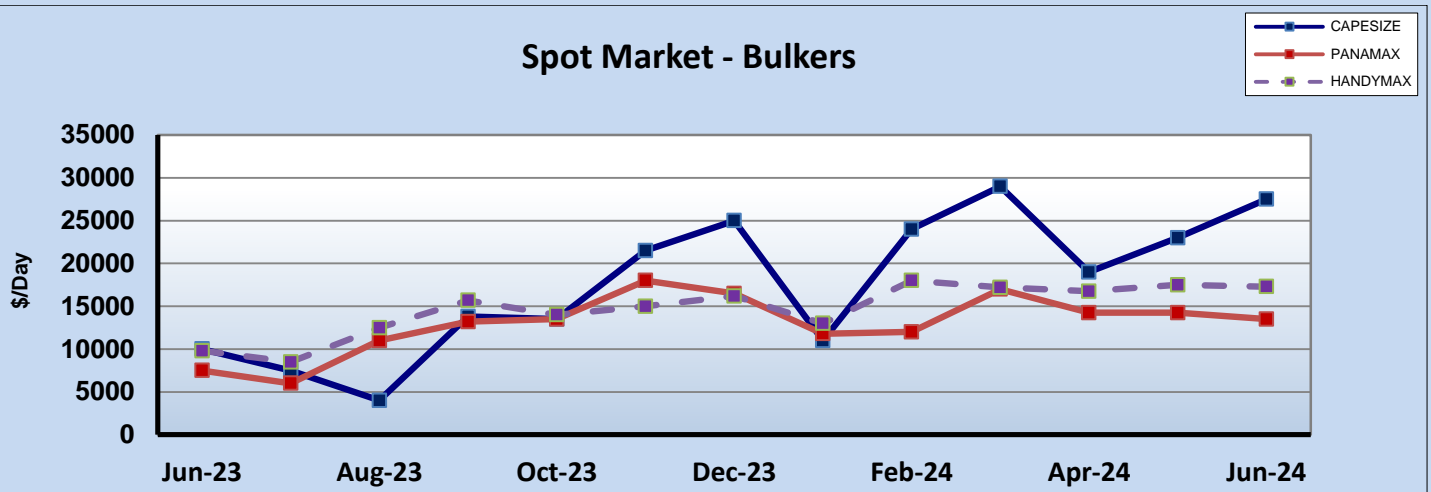


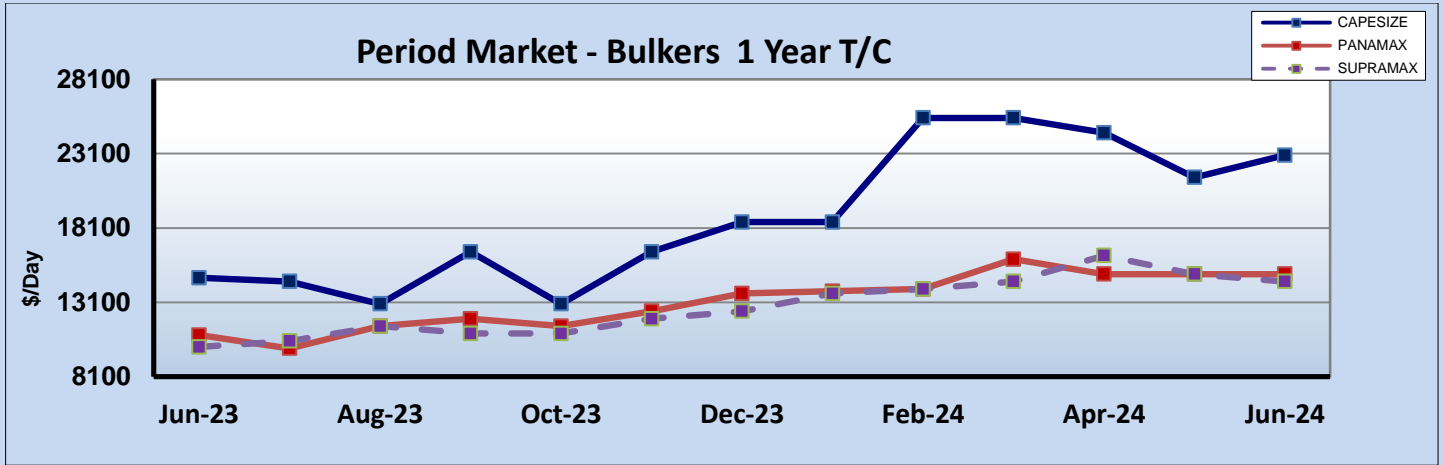
BULKER SALES

NAME	DWT	BLT		GEAR	PRICE \$ (MIO)	BUYER
WUJIANG	30,530	2003	CHINA	2x100,2x50	7.5	UNDISCLOSED
MOON GLOBE	74,432	2005	CHINA	-	11.5	UNDISCLOSED
AUGUST OLDENDORFF	61,090	2015	JAPAN	4x30	30.5	UNDISCLOSED
ALWINE OLDENDORFF	61,090	2014	JAPAN	4x30	30.2	UNDISCLOSED
WESTERN PANAMA	39,000	2015	CHINA	4x30	18.6	CL OF PRECIOUS S.
COURAGEOUS	181,008	2016	CHINA	-	50.5	THENAMARIS
HERMAN OLDENDORFF	209,243	2016	CHINA	-	55	HMM
SWANSEA	63,310	2015	CHINA	4x35	25	UNDISCLOSED
STELLA HOPE	180,007	2016	CHINA	-	49.7	GREEK
LIVIA ROSE	81,828	2018	CHINA	-	35	UNDISCLOSED
VELVET	62,625	2018	JAPAN	4x30	36	UNDISCLOSED
BBG QINZHOU	81,608	2019	CHINA	-	30.06	UNDISCLOSED
BEATE OLDENDORFF	62,623	2020	JAPAN	4x30	38.3	EUROPEAN
KAMILLA OLDENDORFF	82,245	2024	CHINA	-		ENBLOC BSS
KLARISSA OLDENDORFF	82,223	2023	CHINA	-	80	UNDISCLOSED
YASA VIOLET	40,500	2024	CHINA	4x30.5	34	PAN OCEAN
CHARANA NAREE	33,720	2005	JAPAN	4x30	10.75	UNDISCLOSED

TAI HUNTER	55,418	2007	JAPAN	4x30	14.6	CHINESE
SUNSHINE	37,318	2009	JAPAN	4x30	15	UAE
UNTA	106,563	2009	JAPAN	-	18.5	CHINESE
CLASSIC ARO	206,331	2008	JAPAN	-	27	CHINESE
LUNA ROSSA	61,645	2010	JAPAN	4x30	20.5	CHINESE
NYPHE	180,018	2009	KOREA	-	29.3	HAYFIN CAPITAL M.
CAPE KEYSTONE	179,250	2011	KOREA	-	32.5	CHINESE
BRIGHT HERO	55,625	2010	JAPAN	4x30	16.7	UNDISCLOSED
TRAWIND WHALE	31,785	2011	CHINA	4x30	10.5	VIETNAMESE
THISSEAS	75,200	2012	CHINA	-		ENBLOC BSS
ICARUS	75,200	2012	CHINA	-		
ATLAS	75,124	2012	CHINA	-	52.5	CL OF BRIGHT NAV.
IRON PHOENIX	180,643	2012	PHILIPPINES	-	35	UNDISCLOSED
MAINE DREAM	58,105	2012	PHILIPPINES	4x30	18.65	UNDISCLOSED
MINERAL CHARLIE	205,236	2012	PHILIPPINES	-		ENBLOC BSS
MINERAL MAUREEN	205,236	2012	PHILIPPINES	-	81.6	PIONEER MARINE
PANAGIA KANALA	56,568	2012	CHINA	4x30	16	UNDISCLOSED
ALMIRA	61,496	2011	JAPAN	4x30.5	20.5	CHINESE
CORAL JASPER	78,087	2012	JAPAN	-	22	UNDISCLOSED
PROTECTOR ST.GEORGE	56,632	2011	CHINA	4x30	14	CHINESE
GUO TAI PING AN	56,643	2011	CHINA	4x30	14	UNDISCLOSED
NORDIC NANJING	34,620	2013	CHINA	4x30	15.6	NORDIC HAMBURG S.
SIDER EVA MARIA	39,182	2014	CHINA	4x30	21	GREEK

Spot Market - Bulkers





CONTAINER SALES

<i>NAME</i>	<i>DWT</i>	<i>BLT</i>		<i>GEAR</i>	<i>TEU</i>	<i>PRICE \$ (MIO)</i>	<i>BUYER</i>
NORTHERN DEPENDANT	42,019	2008	CHINA	-	3,534	22.25	MPC CONTAINER S.
HS BUSAN	13,002	2006	KOREA	-	962	7	UNDISCLOSED
HANSA WOLFSBURG	23,732	2007	CHINA	2x45	1,732	14	UNDISCLOSED
NORTHERN DEMOCRAT	41,986	2009	CHINA	-	3,534	25	MPC CONTAINER S.
NORTHERN DISCOVERY	41,977	2008	CHINA	-	3,534	20	CHINESE
CONTSHIP EVE	11,807	2008	CHINA	2x45	957	8.5	UNDISCLOSED
WARNOW MATE	21,250	2010	CHINA	-	1,496	-	CL OF CONTSHIPS
VEGA DAYTONA	19,974	2023	CHINA	-	1,868	32.7	GREEK

Ro-Pax / Fast Ferries SALES

<i>NAME</i>	<i>GT</i>	<i>BLT</i>		<i>Pax</i>	<i>PRICE \$ (MIO)</i>	<i>BUYER</i>
-	-	-	-	-	-	-

CRUISE SALES

<i>NAME</i>	<i>GT</i>	<i>BLT</i>		<i>Pax</i>	<i>PRICE \$ (MIO)</i>	<i>BUYER</i>
-	-	-	-	-	-	-

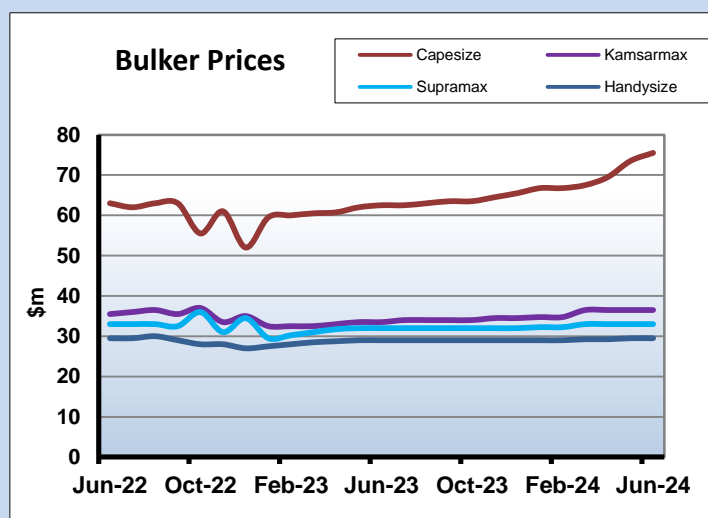
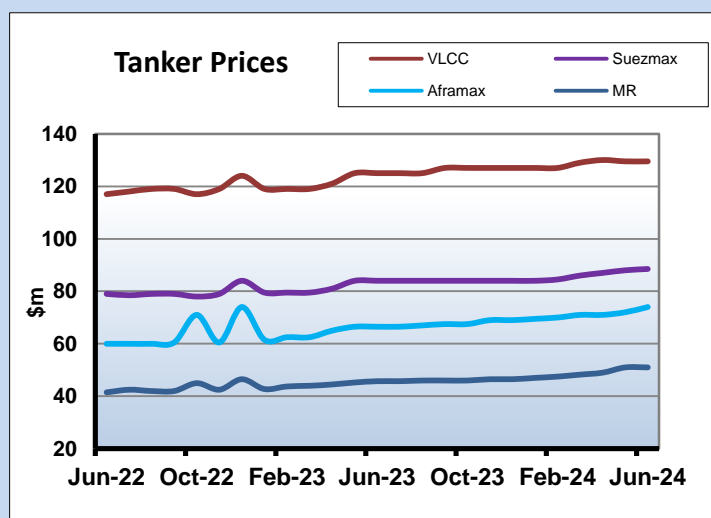
Ro-Ro SALES

<i>NAME</i>	<i>GT</i>	<i>BLT</i>		<i>Pax</i>	<i>PRICE \$ (MIO)</i>	<i>BUYER</i>
-	-	-	-	-	-	-

OFFSHORE SALES

<i>NAME</i>	<i>GT</i>	<i>BLT</i>		<i>BOLL. PULL</i>	<i>PRICE \$ (MIO)</i>	<i>BUYER</i>
-	-	-	-	-	-	-

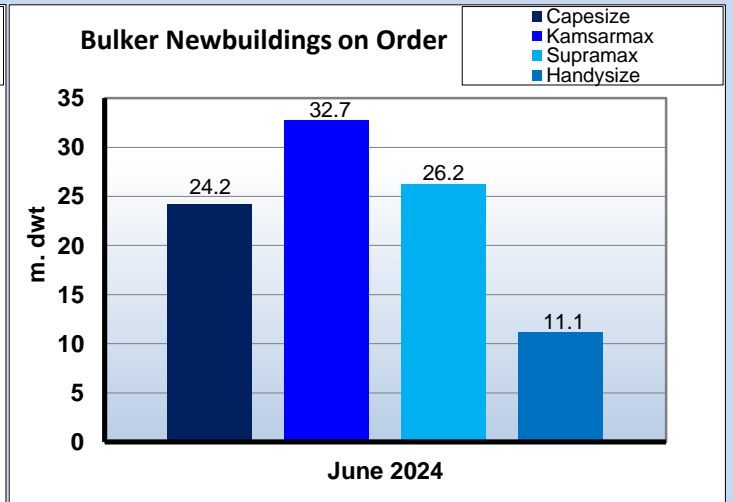
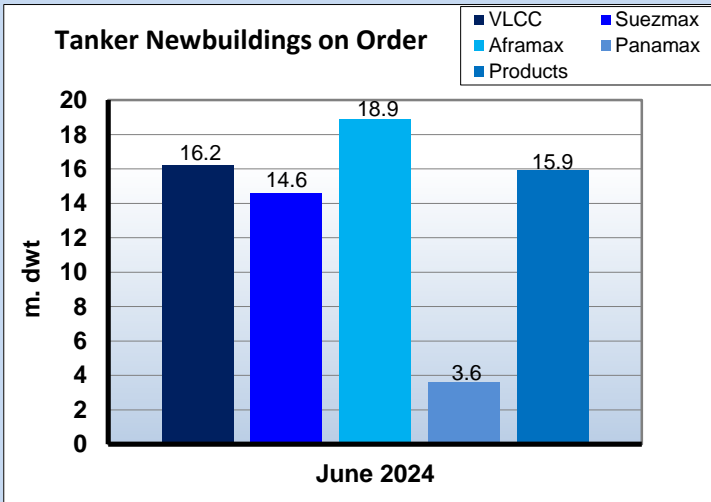
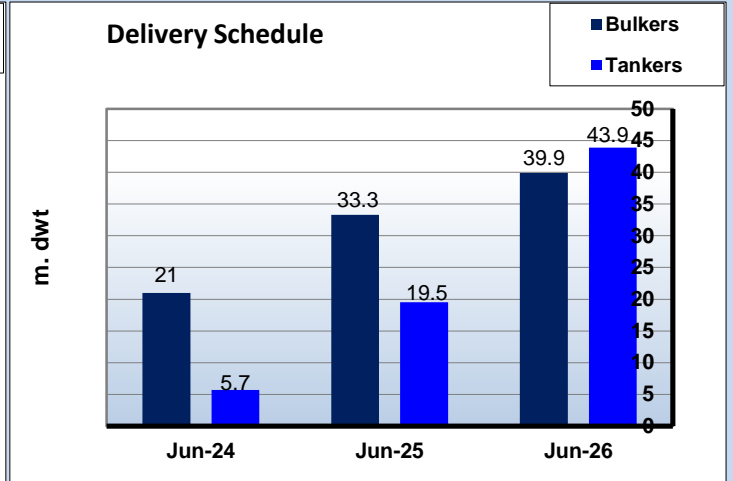
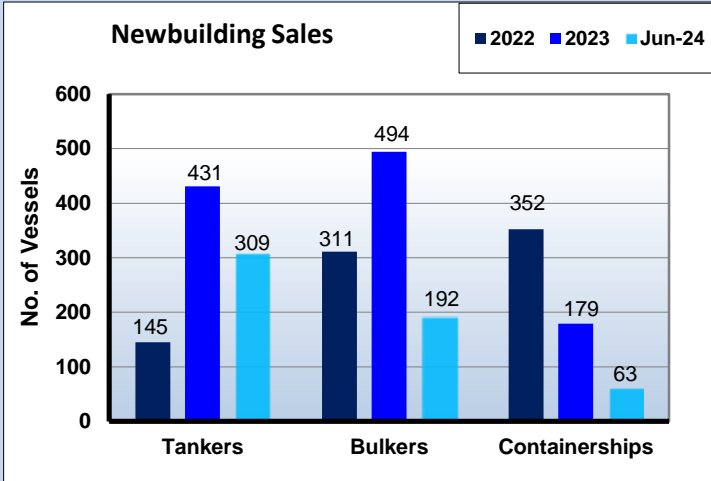
NEW BUILDING MARKET AND REPORTED CONTRACTS



Dry Bulk Orderbook				
Ship Type	m.Dwt 2024	2025	2026+	Total No. Ships
Capesize	3.8	7.3	13.1	115
Kamsarmax	6.9	10.1	15.6	396
Supra/Hmax	6.4	10.7	9.0	415
Handies	3.8	5.2	2.1	308
Total	21.0	33.3	39.9	1234

Tanker Orderbook				
Ship Type	m.Dwt 2024	2025	2026+	Total No. Ships
ULCC/VLCC	0.3	1.5	14.3	52
Suezmax	1.1	4.6	8.9	93
Aframax	2.0	6.9	10.1	165
Panamax	0.1	0.8	2.6	48
MR + Small	2.2	5.7	8.0	443
Total	5.7	19.5	43.9	801

LPG Orderbook				
Ship Type	,000cb 2024	2025	2026+	Total No. Ships
VLGC	819	2,029	9,394	132
LGC	45	180	1,005	27
MR	116	174	965	37
Handy	73	93	86	35
Small	12	4	0	5
Total m.Dwt	0.73	1.66	7.58	236



DWT in Thousands	Newbuilding Historical Prices (\$m)													
	June-24	2023	2022	2021	2020	2019	2018	2017	2016	2010	2005	2000	1995	1990
Tankers														
320 DWT ¹	129.5	127	124	110	85.5	95.6	92.4	81.5	84.5	104.8	120	76.5	85.3	87.4
170 DWT ¹	88.5	84	84	75	57	71.7	60.6	55	54.5	66.3	71.5	52.5	54	66.1
115 DWT ¹	74	69	74	58.5	46.5	55.1	48.1	44	44.5	56	58	41.5	43.3	53.2
50 DWT ¹	51	46.5	46.5	40	34	38.8	36.7	33.8	32.5	36.1	43	29.5	33.2	32.1
Bulkers														
185 DWT ¹	75.5	65.5	51.5	46.5	51.8	50.4	44	42	46	57.2	58.5	40.5	42.3	60.2
83 DWT ¹	36.5	34.5	35	26	30.6	28.1	25.5	24.5	25.7	34.3	36	22.5	27.9	30
64 DWT ¹	33	32	34	24	27.4	26.2	24	22.3	24.1	31.1	31	20.5	24.1	25.3
35 DWT ¹	29.5	29	27	23	22.6	23.9	22	19.5	20.3	26.3	25.5	15	19.2	21.3
	¹ Before 2001 sizes to read 280,000 - 140,000 - 95,000 - 40,000 respectively for tankers and 150,000 - 69,000 for Bulkers ² Single Hull ³ 30,000 DWT +Prior 2017 to read 73 - 76k dwt, 45k dwt & 30k dwt													
	(note: above is for vessels built Japan / Korea, you should also consider US\$ / Yen / Won relation for the years mentioned)													

Newbuilding Orders

TYPE	DWT	BUILDER	DELIVERY	PRICE \$	OWNER	NOTES
PRODUCTS	111,000	GSI NANSHA	FEB 2028	-	EASTERN PACIFIC S.	LNG
PRODUCTS	111,000	GSI NANSHA	MAR 2027	-	EASTERN PACIFIC S.	LNG
PRODUCTS	111,000	GSI NANSHA	JAN 2027	-	EASTERN PACIFIC S.	LNG
PRODUCTS	111,000	GSI NANSHA	NOV 2026	-	EASTERN PACIFIC S.	LNG
CHEM & OIL	50,000	GSI NANSHA	APR 2026	-	ASIA PACIFIC S.	MTHNL
CHEM & OIL	50,000	GSI NANSHA	APR 2026	-	ASIA PACIFIC S.	MTHNL
BULK	82,000	OSHIMA SHIPBUILDING	FEB 2027	-	SAFE BULKERS	-
TANKER	157,000	DH SHIPBUILDING	2027	-	UNKNOWN	SRCUB.,LNG
PRODUCTS	9,000	DAE SUN SHIPBUILDING	2026	-	PETROCAB	-
TANKER	157,000	DH SHIPBUILDING	MAR 2027	-	ATLAS MARITIME	SCRUB.,LNG
TANKER	157,000	DH SHIPBUILDING	DEC 2026	-	ATLAS MARITIME	SCRUB.,LNG
CHEM & OIL	50,000	HYUNDAI VIETNAM SB	DEC 2027	-	CHIOS NAVIGATION	SCRUB. FITD
CHEM & OIL	50,000	HYUNDAI VIETNAM SB	OCT 2027	-	CHIOS NAVIGATION	SCRUB. FITD
CONTAINER	145,000	SHANGHAI WAIGAOQIAO	2028	-	T.S. LINES	SCRUB.,MTL
CONTAINER	145,000	SHANGHAI WAIGAOQIAO	2028	-	T.S. LINES	SCRUB.,MTL
CONTAINER	145,000	SHANGHAI WAIGAOQIAO	2027	-	T.S. LINES	SCRUB. FITD
CONTAINER	145,000	SHANGHAI WAIGAOQIAO	2027	-	T.S. LINES	SCRUB. FITD
CONTAINER	33,000	HUANGPU WENCHONG	JUL 2027	-	EVERGREEN MARINE	MTHNL
LPG	35,000	HUANGPU WENCHONG	SEP 2027	-	SOUTHWEST MARITIME	AMMONIA
LPG	35,000	HUANGPU WENCHONG	SEP 2027	-	SOUTHWEST MARITIME	AMMONIA
PCC	12,000	XIAMEN SHIPBUILDING	2027	-	EASTERN PACIFIC S.	LNG
PCC	12,000	XIAMEN SHIPBUILDING	2027	-	EASTERN PACIFIC S.	LNG
PCC	12,000	XIAMEN SHIPBUILDING	2027	-	EASTERN PACIFIC S.	LNG
PCC	12,000	XIAMEN SHIPBUILDING	2027	-	EASTERN PACIFIC S.	LNG
CHEM & OIL	50,000	FUJIAN MAWEI SB	2026	-	EASTERN PACIFIC S.	-
CHEM & OIL	50,000	FUJIAN MAWEI SB	2026	-	EASTERN PACIFIC S.	-
CHEM & OIL	50,000	FUJIAN MAWEI SB	2026	-	EASTERN PACIFIC S.	-
CHEM & OIL	50,000	FUJIAN MAWEI SB	2026	-	EASTERN PACIFIC S.	-
CONTAINER	150,000	HUDONG ZHONGHUA	2027	-	PETER DOHLE	SCRUB.,MTL
CONTAINER	150,000	HUDONG ZHONGHUA	2027	-	PETER DOHLE	SCRUB.,MTL
CONTAINER	150,000	HUDONG ZHONGHUA	2027	-	PETER DOHLE	SCRUB.,MTL
CONTAINER	150,000	HUDONG ZHONGHUA	2027	-	PETER DOHLE	SCRUB.,MTL

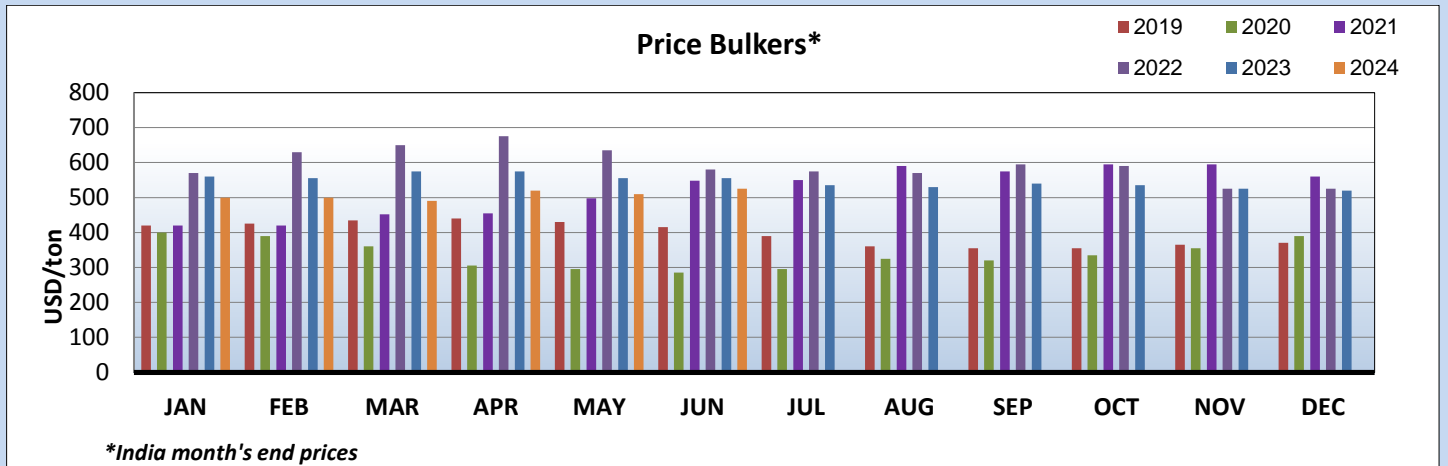
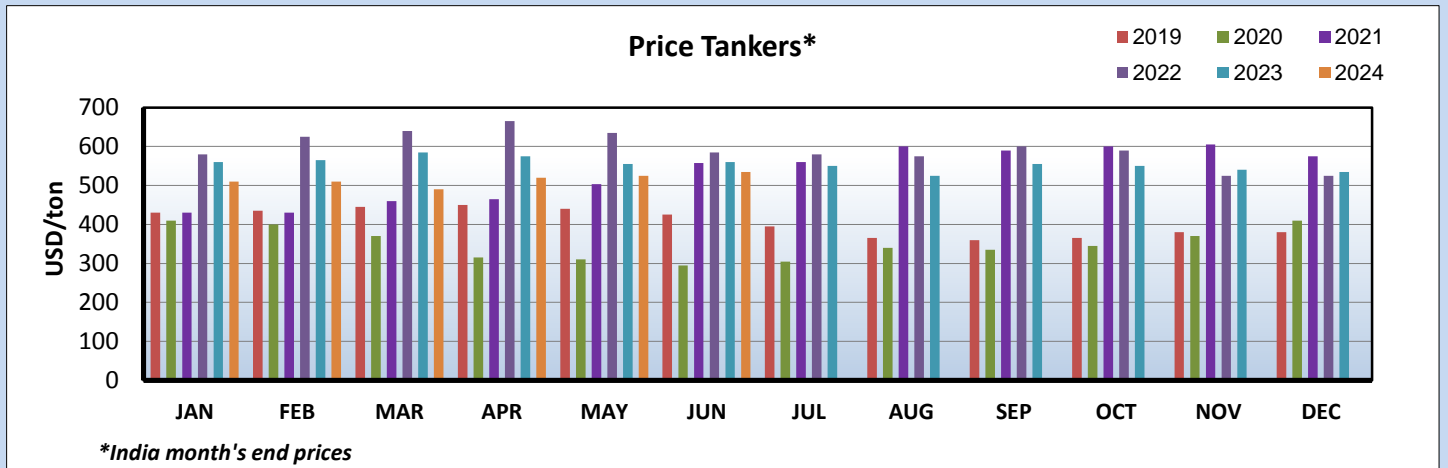
BULK	210,000	NEW TIMES SB	2029	-	CMES SHIPPING	SCRUB. FITD
BULK	210,000	NEW TIMES SB	2028	-	CMES SHIPPING	SCRUB. FITD
BULK	210,000	NEW TIMES SB	2028	-	CMES SHIPPING	SCRUB. FITD
BULK	210,000	NEW TIMES SB	2028	-	CMES SHIPPING	SCRUB. FITD
BULK	210,000	NEW TIMES SB	2028	-	CMES SHIPPING	SCRUB. FITD
BULK	210,000	NEW TIMES SB	2028	-	CMES SHIPPING	SCRUB. FITD
BULK	210,000	NEW TIMES SB	2028	-	CMES SHIPPING	SCRUB. FITD
BULK	210,000	NEW TIMES SB	2028	-	CMES SHIPPING	SCRUB. FITD
LNG/FPSO	-	WISON (NANTONG)	2026	962.80	GENTING O&G	-
MSV	-	WUCHANG SHIPBUILDING	AUG 2028	-	UNKNOWN	BAT-HYBRID
MSV	-	WUCHANG SHIPBUILDING	JAN 2028	-	UNKNOWN	BAT-HYBRID
CONTAINER	85,500	HJSC YEONGDO	2027	-	UNKNOWN	SCRUB.,MTL
CONTAINER	85,500	HJSC YEONGDO	2027	-	UNKNOWN	SCRUB.,MTL
CONTAINER	85,500	HJSC YEONGDO	OCT 2026	106	UNKNOWN	SCRUB.,MTL
CONTAINER	85,500	HJSC YEONGDO	AUG 2026	106	UNKNOWN	SCRUB.,MTL
PRODUCTS	115,000	CSSC (TIANJIN)	JUN 2026	-	CAPE SHIPPING	SCRUB. FITD
PRODUCTS	115,000	CSSC (TIANJIN)	JUN 2026	-	CAPE SHIPPING	SCRUB. FITD
PCC	7,000	MHI SHIMONOSEKI	MAR 2028	-	TOYOFUJI / FUKUJU S.	METHANOL
PCC	7,000	MHI SHIMONOSEKI	MAR 2028	-	TOYOFUJI SHIPPING	METHANOL
BULK	40,000	YANGZHOU NAKANISHI	2026	-	ALASSIA NEWSHIPS	-
CRUISE	4,900	FINCANTIERI ANCONA	2029	-	VIKING OCEAN CRUISES	SCRUB. FITD
CRUISE	4,900	FINCANTIERI ANCONA	2028	-	VIKING OCEAN CRUISES	SCRUB. FITD
GCARGO	7,500	GARDEN REACH SB	MAR 2027	13.50	CARSTEN REHDER	-
GCARGO	7,500	GARDEN REACH SB	DEC 2026	13.50	CARSTEN REHDER	-
GCARGO	7,500	GARDEN REACH SB	SEP 2026	13.50	CARSTEN REHDER	-
GCARGO	7,500	GARDEN REACH SB	JUL 2026	13.50	CARSTEN REHDER	-
PASS/CAR F.	1,300	FUJIAN GUOAN SB	2026	-	UNKNOWN	-
CHEM & OIL	22,000	NINGBO XINLE SB	2028	-	TB MARINE HAMBURG	-
CHEM & OIL	22,000	NINGBO XINLE SB	2028	-	TB MARINE HAMBURG	-
CHEM & OIL	22,000	NINGBO XINLE SB	2028	-	TB MARINE HAMBURG	-
CHEM & OIL	22,000	NINGBO XINLE SB	2028	-	TB MARINE HAMBURG	-
CHEM & OIL	22,000	NINGBO XINLE SB	2027	-	TB MARINE HAMBURG	-
CHEM & OIL	22,000	NINGBO XINLE SB	2027	-	TB MARINE HAMBURG	-
CHEM & OIL	22,000	NINGBO XINLE SB	2027	-	TB MARINE HAMBURG	-
CHEM & OIL	22,000	NINGBO XINLE SB	2027	-	TB MARINE HAMBURG	-
BULK	63,000	NEW DAYANG SB	JAN 2028	-	INDUSTRIAL HOLDING	-
BULK	63,000	NEW DAYANG SB	AUG 2027	-	INDUSTRIAL HOLDING	-
BULK	63,000	NEW DAYANG SB	JUN 2027	-	INDUSTRIAL HOLDING	-
MTHNL B.	7,999	COSCO HI (GUANGDONG)	2026	-	CONSORT BUNKERS	BIOFUEL
MTHNL B.	7,999	COSCO HI (GUANGDONG)	2026	-	CONSORT BUNKERS	BIOFUEL
MTHNL B.	7,999	COSCO HI (GUANGDONG)	2026	-	CONSORT BUNKERS	BIOFUEL
MTHNL B.	7,999	COSCO HI (GUANGDONG)	2026	-	CONSORT BUNKERS	BIOFUEL
PRODUCTS	114,000	SHANGHAI WAIGAOQIAO	2026	-	EASTERN PACIFIC SHPG	SCRUB. FITD
BULK	210,000	QINGDAO YANGFAN	NOV 2027	-	CMES SHIPPING	SCRUB. FITD
BULK	210,000	QINGDAO YANGFAN	AUG 2027	-	CMES SHIPPING	SCRUB. FITD

DEMOLITION MARKET

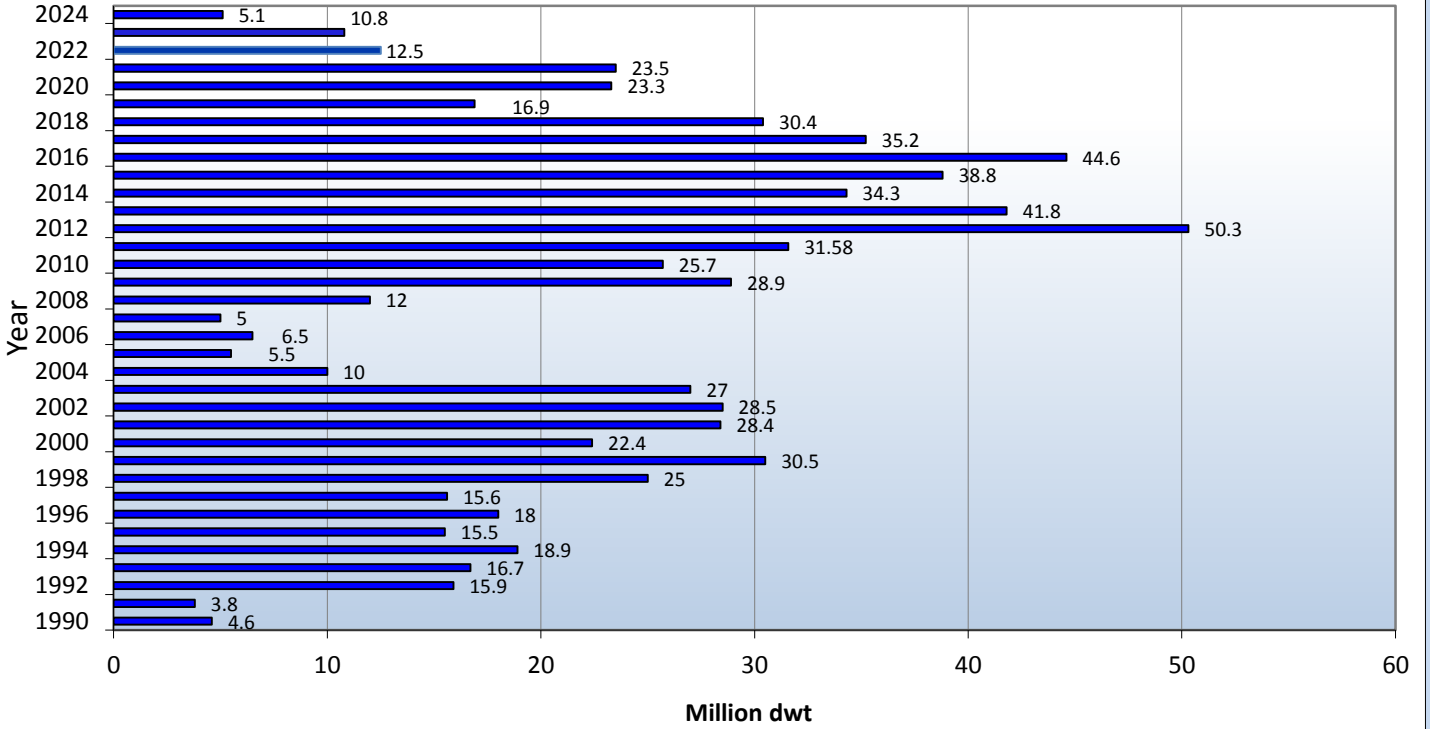
* MONTH'S END PRICES

Demolition Prices		
	Gen Cargo	Tanker
India	530/It Ldt	535/It Ldt
Bangladesh	540/It Ldt	540/It Ldt
Pakistan	525/It Ldt	525/It Ldt
Turkey	360/It Ldt	360/It Ldt

Demolition Historical Data

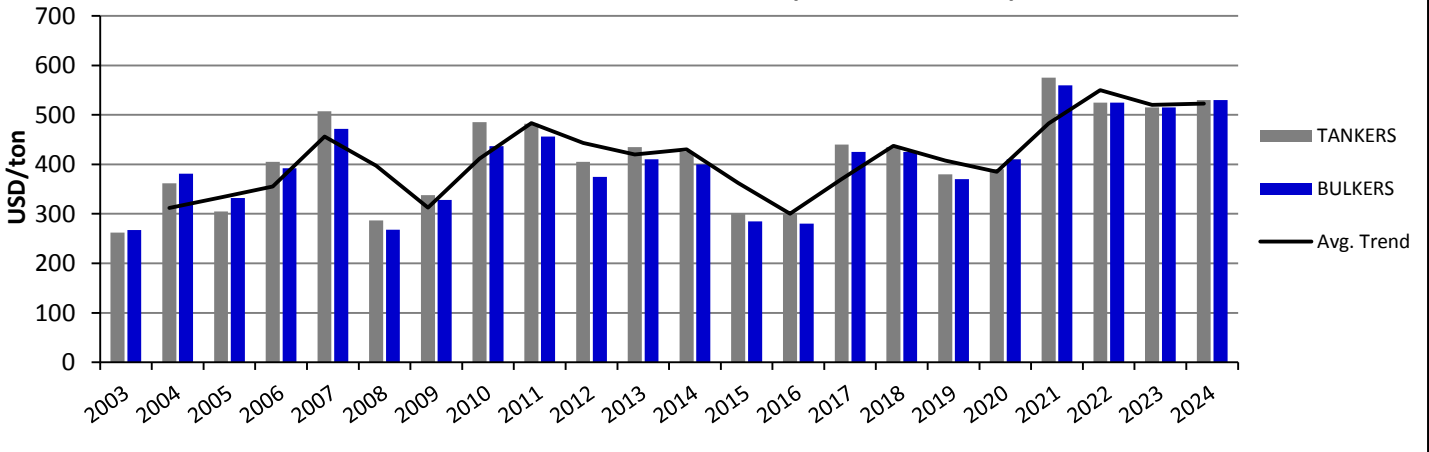


Total Demolition (Dwt)



* Bss reported sales

Historical Demolition Prices (India Year's End)



HISTORICAL DEMOLITION PRICES (*Indian Year's End)																			
	2006	2007	2008	2009	2010	2011	2012	2013	2014	2015	2016	2017	2018	2019	2020	2021	2022	2023	CURR
WET	405	507	287	338	485	482	405	435	425	300	300	440	435	380	410	575	525	515	530
DRY	392	472	268	328	437	456	375	410	400	285	280	425	425	370	390	560	525	515	530

India

TYPE	NAME	DWT	BLT	LDT	PRICE \$/LDT	COMMENTS
TWEEN	MSC GRACE F	24,330	1991	-	545	-
REEF	TROPICAL SKY	11,935	1986	-	555	-
REEF	BALYUZEK	4,200	1986	-	-	-
TWEEN	IDM DOODLE	11,464	1995	-	-	-
CONT	MSC TIA LI	29,266	1999	-	555	-

Bangladesh

TYPE	NAME	DWT	BLT	LDT	PRICE \$/LDT	COMMENTS
CONT	HUA KAI	6,819	1994	-	-	-
BULK	KHADEEJAH JAHAN	45,63	1997	-	-	-
TWEEN	SPAN 30	4,103	1985	-	-	-
TANK	SERANO LI	106,552	1999	16,290	-	-
BULK	GNS HOPE	68,591	1994	9,789	-	-
CONT	JI HAI ZHONG SHAN	5,161	1998	2,175	-	-
CONT	ZHONG HONG DA 1	10,193	2006	-	-	-
BULK	BEI FANG MING ZHU	25,334	2013	-	-	-
BULK	HAI SHUN FENG 8	11,911	2004	-	-	-

Pakistan

TYPE	NAME	DWT	BLT	LDT	PRICE \$/LDT	COMMENTS
CONT	FAR EAST GRACE	7,746	2007	3,652	515	-

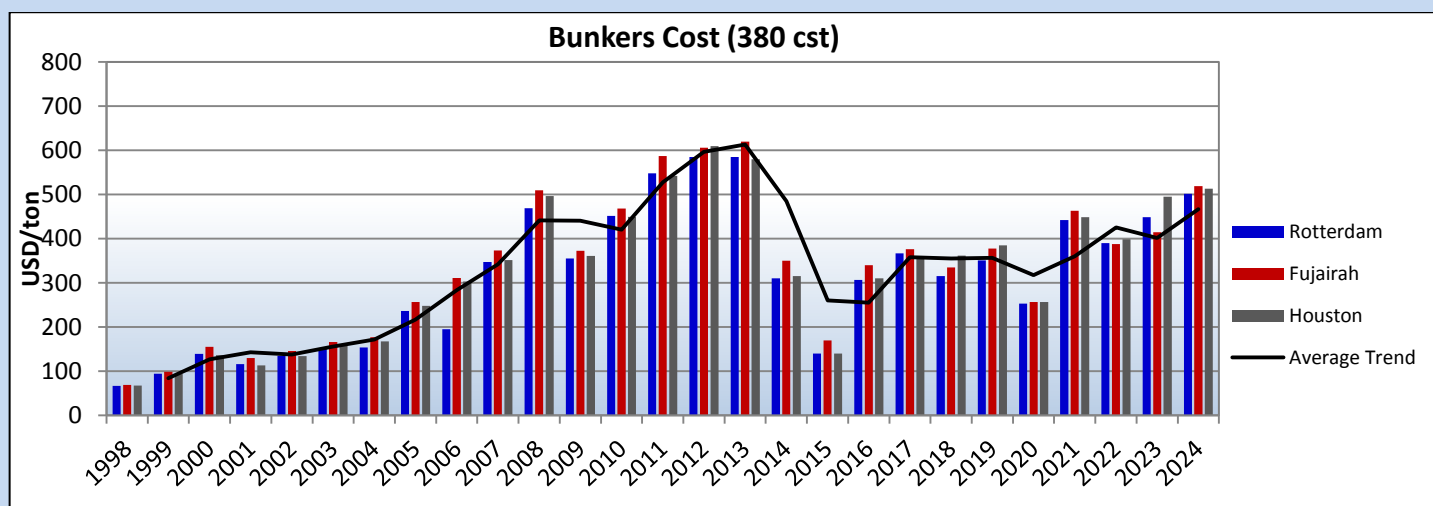
Turkey

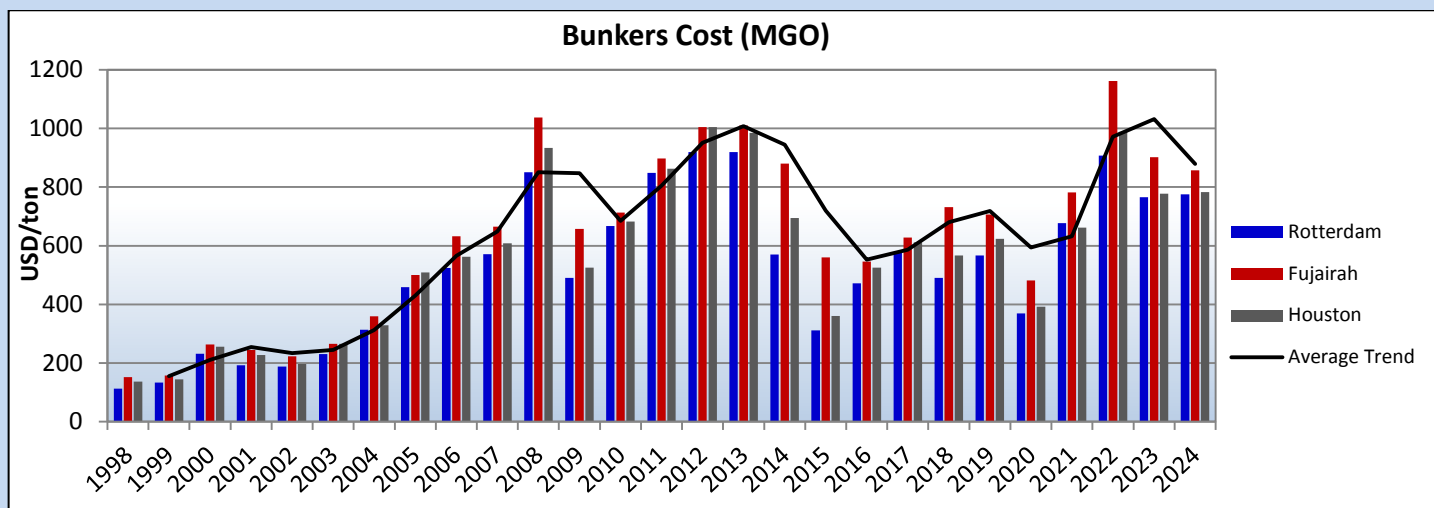
TYPE	NAME	DWT	BLT	LDT	PRICE \$/LDT	COMMENTS
REEF	SALY REEFER	1,815	1979	-	-	-
RORO	LA SUPERBA	9,750	2002	-	-	-
CONT	CONTSHIP PRO	12,864	2003	4,852	-	-

Other

TYPE	NAME	DWT	BLT	LDT	PRICE \$/LDT	COMMENTS
BULK	MOSHTARAKA 2	94,274	1995	14,398	540	-
REEF	WAN TONG	11,633	1990	-	-	-

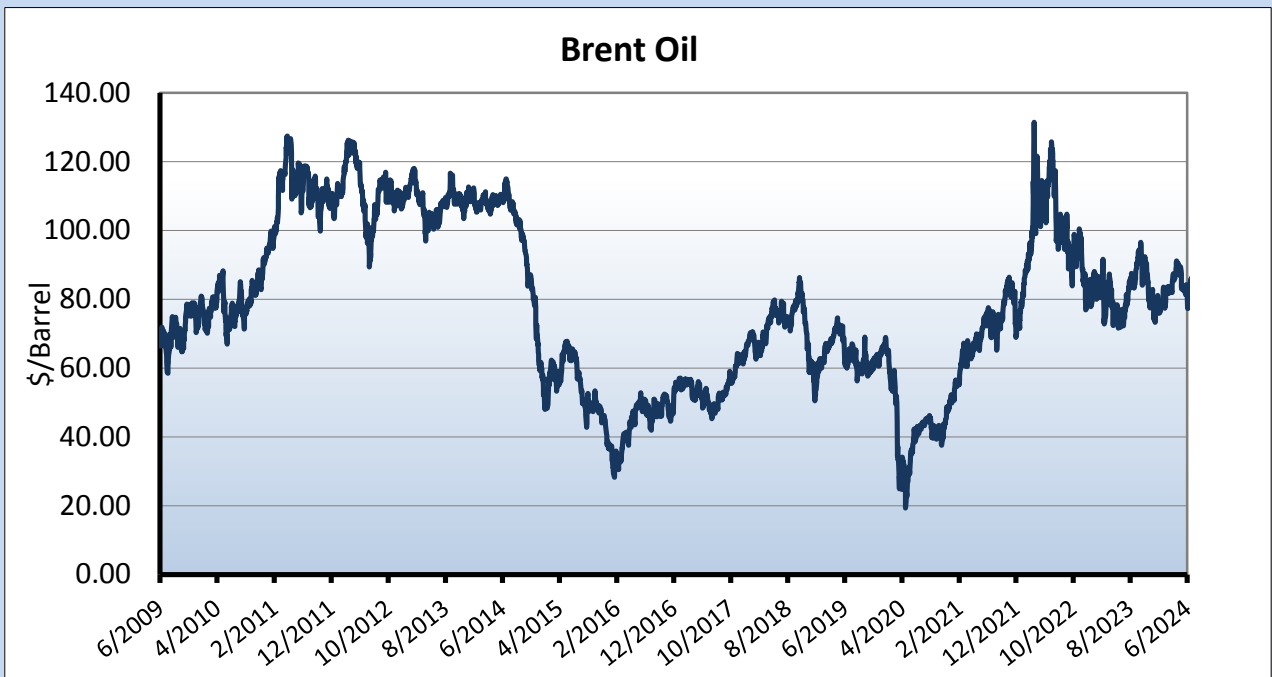
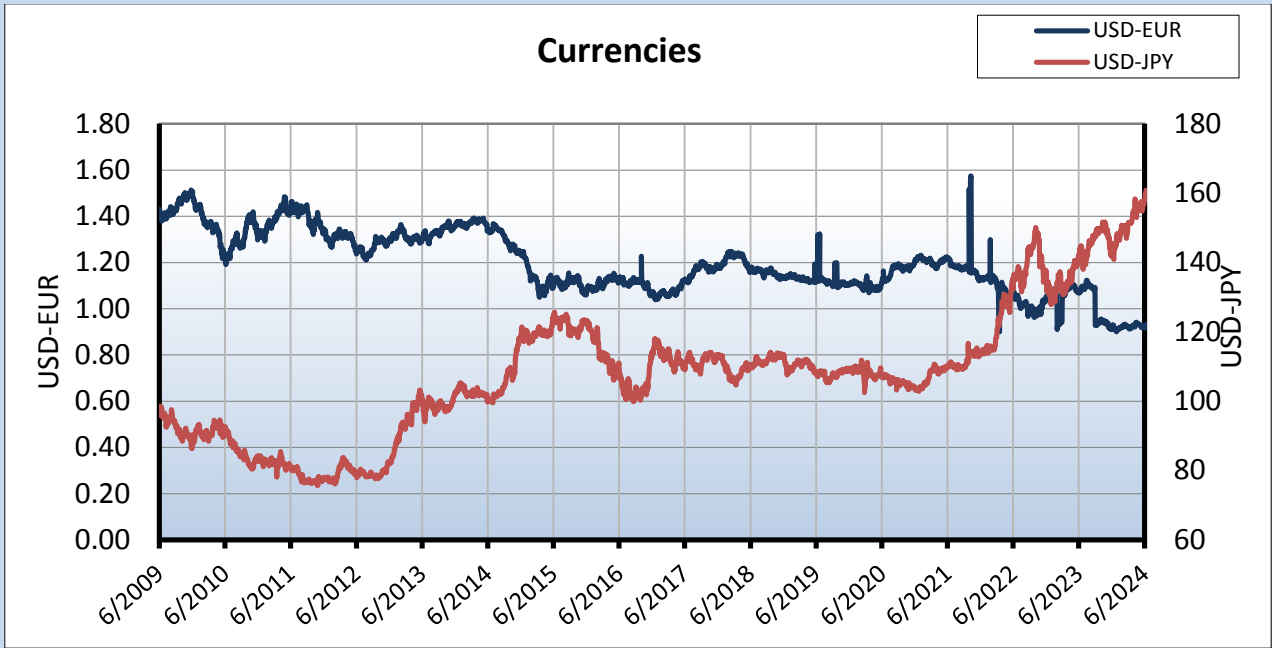
HISTORICAL BUNKER PRICES





	HISTORICAL BUNKER PRICES					
	Rotterdam		Fujairah		Houston	
	380 cst	MGO	380 cst	MGO	380 cst	MGO
2003	151	230.4	166.3	265.2	160.2	265.1
2004	154	313.4	176.7	359.3	167.3	328.7
2005	236	458.4	256.6	500.1	248.3	508.5
2006	195	524.1	310.9	631.8	303	562.3
2007	347	571.3	373.7	664.7	351.8	608.6
2008	469	850.7	509.4	1037.7	496.8	933.2
2009	355	490.6	372.8	657	360.7	525
2010	452	667.1	468.2	712.9	449.3	683
2011	548	848.6	587.5	897.5	542.1	862.4
2012	585	920	606	1005	610	1005
2013	585	920	620	1010	580	985
2014	310	570	350	880	315	695
2015	140	311	170	560	140	360
2016	307	472	340	546	310	525
2017	367	579	376	627.5	356	612
2018	315	490	335	732	362	567
2019	290.4	607.2	290.3	760.3	342	647.8
2020	302	426	312	474	296	461.75
2021	442.5	677	463	782	449	661.5
2022	390	908	388	1162	399	988.50
2023	449	766	415	902	449	778
01-07-24	502	775	519	857	513	783

MARKET INDICATORS



	GBP	CAD	EUR	JPY	CHF	USD	AUD
GBP	1	0.5763	0.8485	0.0049	0.8755	0.7900	0.5259
CAD	1.7353	1	1.4724	0.0085	1.5192	1.3708	0.9125
EUR	1.1786	0.6792	1	0.0058	1.0318	0.9310	0.6198
JPY	204.2909	117.7269	173.3383	1	178.8540	161.3800	107.4307
CHF	1.1422	0.6582	0.9692	0.0056	1	0.9023	0.6007
USD	1.2659	0.7295	1.0741	0.0062	1.1083	1	0.6657
AUD	1.9016	1.0958	1.6135	0.0093	1.6648	1.5022	1

* 01/07/2024 values

STOCK WATCH

NAME	TICKET	THIS MONTH*	LAST MONTH	CHANGE %	52w HIGH	52w LOW
Capital Product Partners	CPLP	17.03	17.71	-3.84%	18.85	12.70
Diana Shipping Inc.	DSX	2.86	2.98	-4.03%	3.98	2.78
Dynagas LNG Partners LP	DLNG	4.03	4.08	-1.23%	4.24	2.27
Euroseas Ltd.	ESEA	34.91	37.31	-6.43%	42.29	19.71
Costamare Inc.	CMRE	16.43	15.64	5.05%	17.58	8.54
Navios Maritime Holdings	NM	7.00	6.00	16.67%	8.50	1.50
GasLog Ltd.	GLOG	25.70	25.70	0.00%	28.63	22.91
Safe Bulkers Inc.	SB	5.82	5.64	3.19%	6.33	2.97
Star Bulk Carriers Corp.	SBLK	24.38	27.23	-10.47%	27.47	16.57
Stealthgas Inc.	GASS	7.35	8.75	-16.00%	8.84	4.05
TEN Inc.	TNP	29.28	31.01	-5.58%	31.48	17.06
TOP Ships Inc.	TOPS	11.02	13.49	-18.31%	18.97	5.51
Danaos Corporation	DAC	92.36	94.09	-1.84%	98.25	62.37

* 01/07/2024 values

~~~~~

Disclaimer: Information and data that appear in this report have been obtained from various sources which are believed to be correct and reliable. However, Athenian Shipbrokers S.A. does not guarantee their accuracy or completeness and therefore cannot be held liable for any loss incurred as a result of reliance in any way whatsoever on the information contained herein.

**Kind Regards,**



**ATHENIAN SHIPBROKERS S.A.**