



# ATHENIAN SHIPBROKERS S.A.

107-109, Vas. Pavlou Str., GR 166 73, Voula, Athens, Greece

Tel: +30 210 9659700 - Fax: +30 210 8996040

Email S & P : [athenian@atheniansa.gr](mailto:athenian@atheniansa.gr)

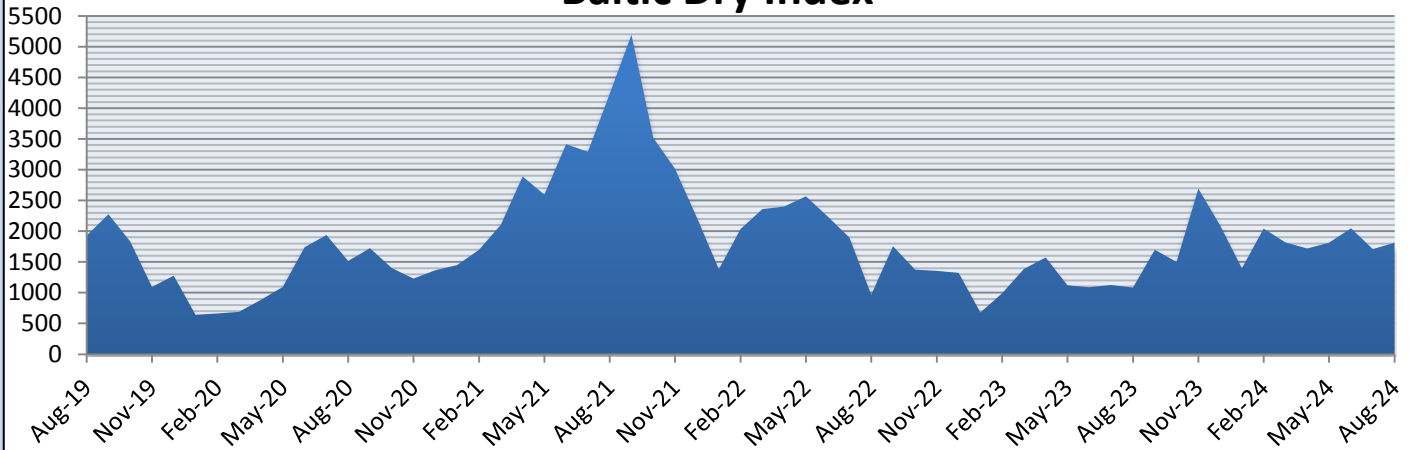
Email Chartering : [chartering@atheniansa.gr](mailto:chartering@atheniansa.gr)

[www.atheniansa.gr](http://www.atheniansa.gr)

**AUGUST 2024**

## MONTHLY REPORT

### Baltic Dry Index



### PRICES TANKERS (\$ MIO)

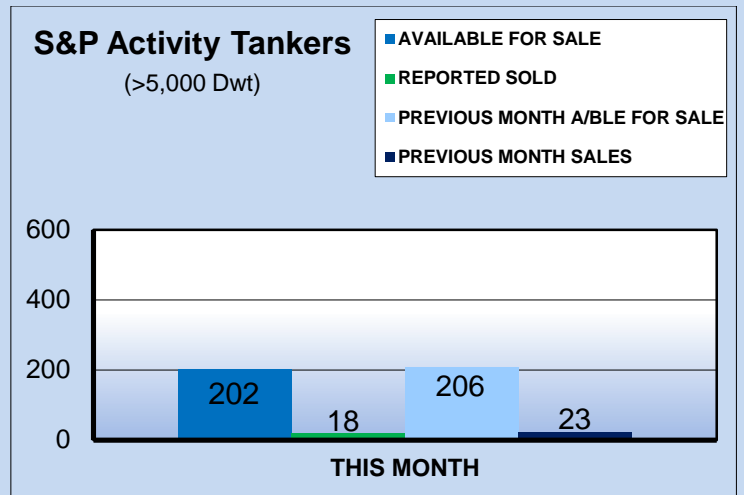
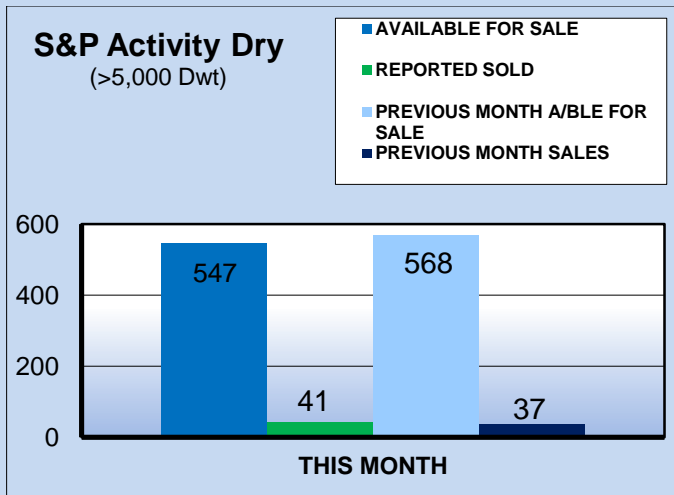
* Prices reflect Year's End	2018	2019	2020	2021	2022	2023	AUG-24
<b>VLCC 5Y</b>	63	75	63	69	93.5	104	115.5
<b>VLCC 10Y</b>	40	53	43	45	69	74	85.5
<b>SUEZMAX 5Y</b>	42	53	42	46	64	77	82.5
<b>AFRAMAX 5Y</b>	32	41	42.5	40	58.5	69.5	72
<b>AFRAMAX 10Y</b>	22	30	28.3	26	44	54	59.5
<b>PANAMAX 5Y</b>	28	30	29.5	30	44	50	57.5
<b>51K 5Y</b>	27.5	30	26.5	27	39	39	50
<b>47K 10Y</b>	16.5	19	17.5	17	29.5	30	30

### PRICES BULKERS (\$ MIO)

* Prices reflect Year's End	2018	2019	2020	2021	2022	2023	AUG-24
<b>CAPE SIZE 5Y</b>	33	37.5	35.3	46.5	42	51	63.5
<b>CAPE SIZE 10Y</b>	23.5	22	19	32.5	27	30	44.5
<b>CAPE SIZE 15Y</b>	14	13.5	12	20	16.5	19.5	28.5
<b>KAMSARMAX 5Y</b>	23.5	23.5	21.8	32	29	33	37.5
<b>KAMSARMAX 10Y</b>	14.5	13.5	13.5	22	21	23	28
<b>PANAMAX 15Y</b>	9	9.5	8.8	16	14.5	14	15
<b>PANAMAX 20Y</b>	6.5	6	5.7	10	9.5	10	11
<b>ULTRAMAX 5Y</b>	18	17	17.3	29	27	29.5	35.75
<b>SUPRAMAX 10Y</b>	14	12.5	10.5	20	17	18.5	19
<b>HANDY 37K 5Y</b>	15	16.7	14.5	24	22	25.5	28
<b>HANDY 37K 10Y</b>	11.8	9.2	8.7	17	15.5	16	20.5

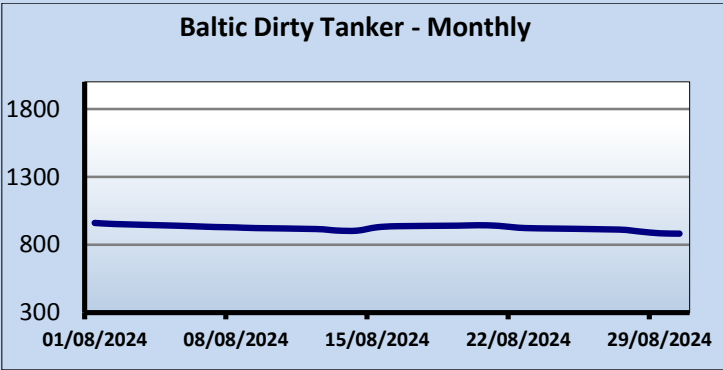
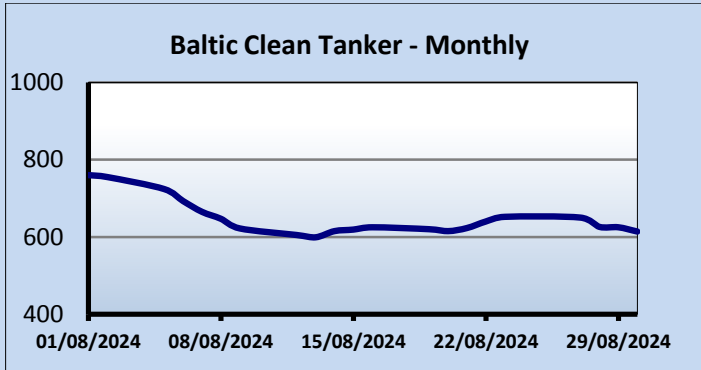
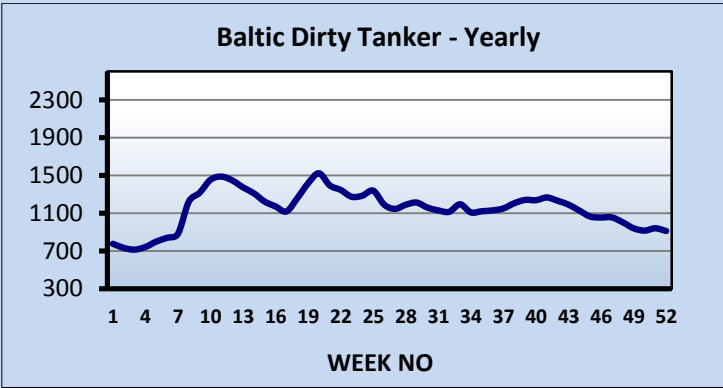
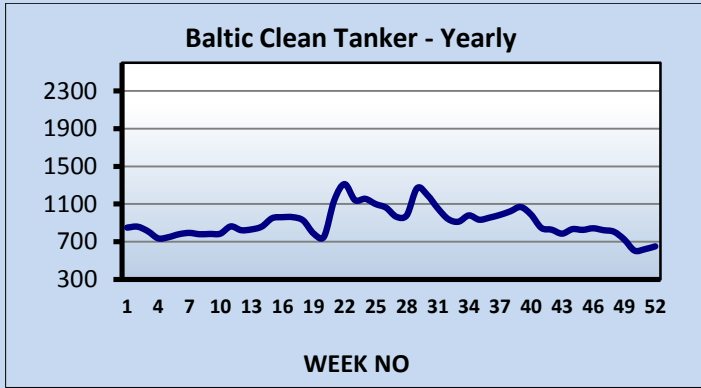


**SECOND HAND TONNAGE MARKET**



*\* Excluding demolition sales*

Ship Type	Sale and Purchase Market							Total
	Mar-24	April-24	May-23	June-24	July-24	August-24		
<b>BULK</b>	61	52	53	40	37	41	284	
<b>TANK</b>	23	21	19	26	23	18	130	
<b>GAS</b>	2	6	2	10	7	14	41	
<b>CONT</b>	8	15	12	8	4	6	53	
<b>TWEEN/MPP</b>	0	0	0	0	0	0	0	
<b>REEF</b>	0	0	0	0	0	0	0	
<b>RORO</b>	7	3	5	0	3	1	19	
<b>FERRY</b>	0	0	2	0	0	0	2	
<b>CRUISE</b>	0	2	0	0	0	0	2	
<b>Total</b>	<b>101</b>	<b>99</b>	<b>93</b>	<b>84</b>	<b>74</b>	<b>80</b>	<b>531</b>	

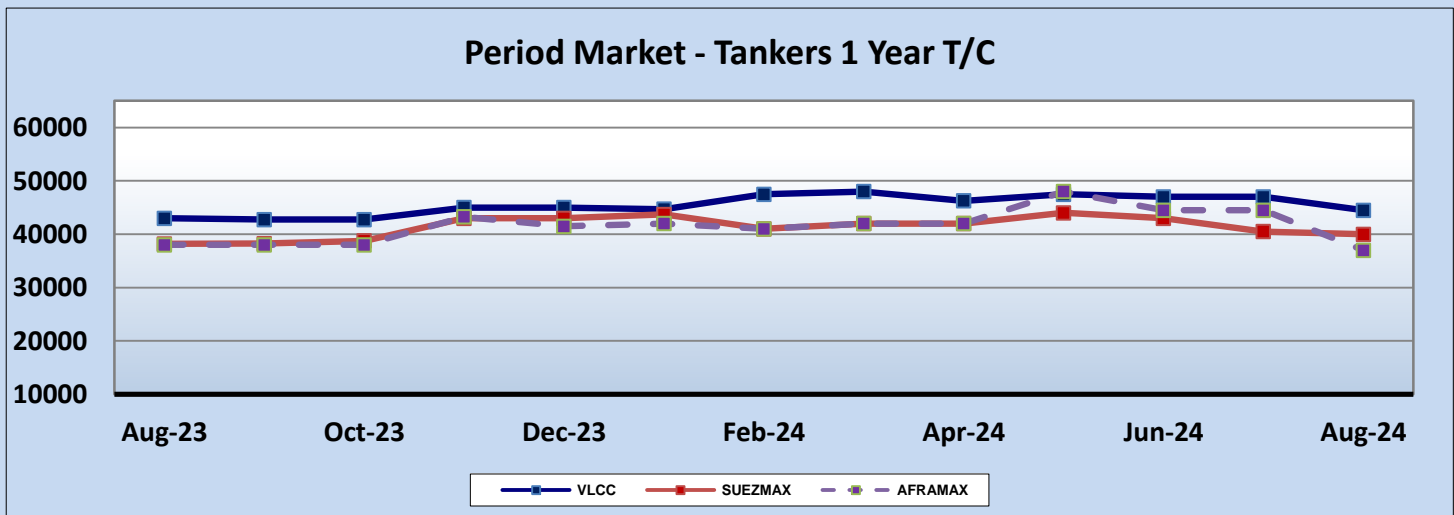
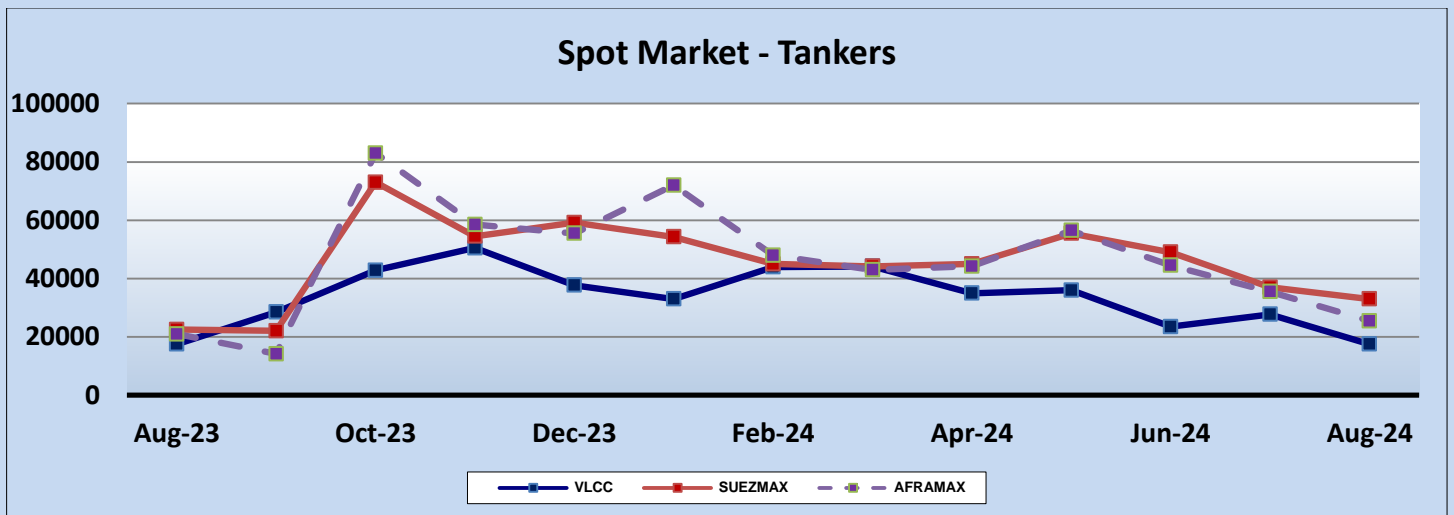


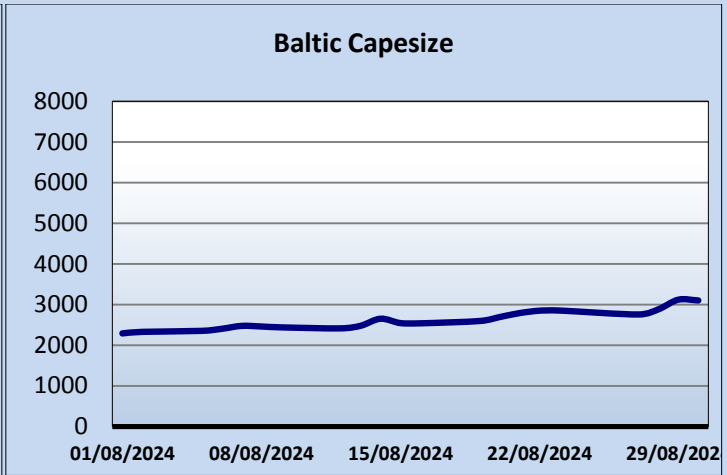
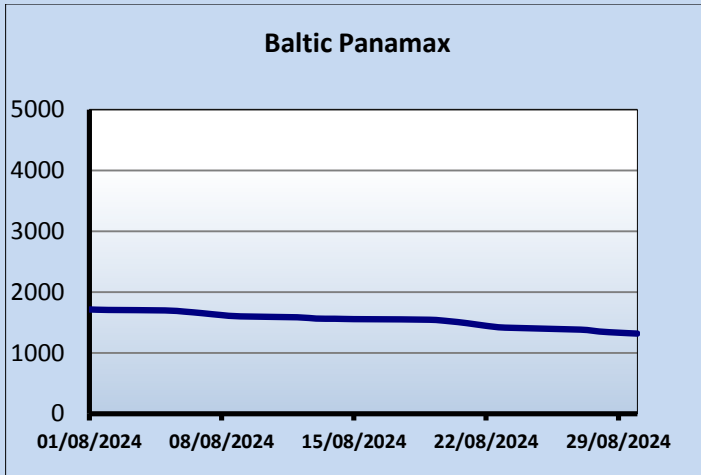
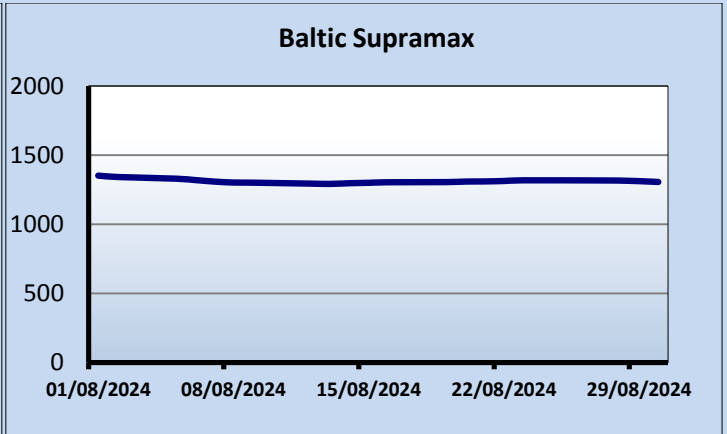
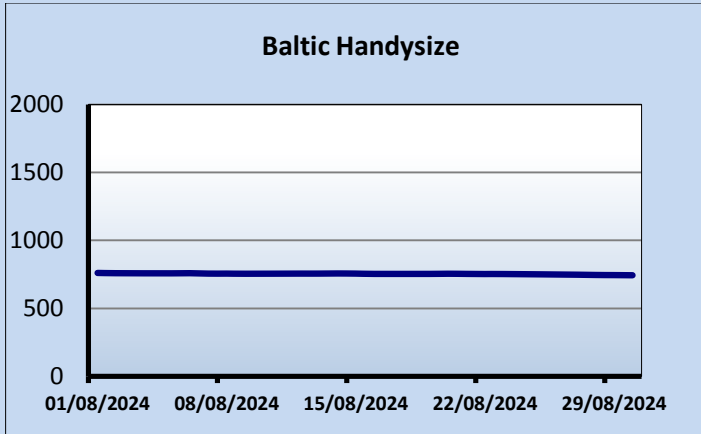
**TANKER SALES**

<b>NAME</b>	<b>DWT</b>	<b>BLT</b>		<b>PRICE \$ (MIO)</b>	<b>BUYER</b>
<b>PNS SERENA</b>	<b>300,398</b>	<b>2006</b>	<b>JAPAN</b>	<b>42</b>	<b>UNDISCLOSED</b>
<b>GRACE LEO</b>	<b>47,409</b>	<b>2009</b>	<b>JAPAN</b>	<b>28.5</b>	<b>UNDISCLOSED</b>
<b>APOLLO HARMONY</b>	<b>301,583</b>	<b>2010</b>	<b>JAPAN</b>	<b>58</b>	<b>SMART TANKERS</b>
<b>APOLLONAS</b>	<b>14,000</b>	<b>2010</b>	<b>CHINA</b>		<b>ENBLOC BSS</b>
<b>MILTADIS JUNIOR</b>	<b>320,926</b>	<b>2014</b>	<b>CHINA</b>		
<b>ATROMITOS</b>	<b>299,999</b>	<b>2016</b>	<b>KOREA</b>		
<b>AMPHION</b>	<b>298,998</b>	<b>2019</b>	<b>KOREA</b>		
<b>AMYNTAS</b>	<b>320,785</b>	<b>2019</b>	<b>KOREA</b>		
<b>ANDRONIKOS</b>	<b>298,998</b>	<b>2019</b>	<b>KOREA</b>		
<b>AGITOS</b>	<b>298,998</b>	<b>2019</b>	<b>KOREA</b>		
<b>AMORE MIO</b>	<b>299,847</b>	<b>2022</b>	<b>KOREA</b>		
<b>ALTEREGO</b>	<b>299,847</b>	<b>2022</b>	<b>KOREA</b>	<b>1025.99</b>	<b>BAHRI</b>
<b>LINCOLN PARK</b>	<b>19,801</b>	<b>2012</b>	<b>JAPAN</b>	<b>25.5</b>	<b>CHINESE</b>
<b>PEARL MAYA</b>	<b>7,996</b>	<b>2019</b>	<b>CHINA</b>	<b>16.5</b>	<b>UNDISCLOSED</b>
<b>GALL</b>	<b>28,310</b>	<b>2018</b>	<b>CHINA</b>	<b>26</b>	<b>TURKISH</b>
<b>STIRLING</b>	<b>112,750</b>	<b>2021</b>	<b>CHINA</b>	<b>70.5</b>	<b>CL OF TEEKAY TANKERS</b>
<b>KALAMOS</b>	<b>46,719</b>	<b>2004</b>	<b>JAPAN</b>	<b>17.8</b>	<b>UNDISCLOSED</b>
<b>ELEGANT GRACE</b>	<b>50,698</b>	<b>2009</b>	<b>KOREA</b>	<b>27.5</b>	<b>PV TRANS</b>

**GAS SALES**

<i>NAME</i>	<i>DWT</i>	<i>BLT</i>		<i>CBM</i>	<i>PRICE \$ (MIO)</i>	<i>BUYER</i>
<b>GAZ VENEZIA</b>	<b>7,515</b>	<b>1995</b>	<b>ITALY</b>	<b>7,286</b>	<b>-</b>	<b>UNDISCLOSED</b>
<b>MISTRAL</b>	<b>53,854</b>	<b>2015</b>	<b>CHINA</b>	<b>81,340</b>		<b>ENBLOC BSS</b>
<b>MONSOON</b>	<b>53,752</b>	<b>2015</b>	<b>CHINA</b>	<b>81,340</b>		
<b>BREEZE</b>	<b>53,781</b>	<b>2015</b>	<b>CHINA</b>	<b>81,340</b>		
<b>PASSAT</b>	<b>53,701</b>	<b>2015</b>	<b>CHINA</b>	<b>81,340</b>		
<b>SIROCCO</b>	<b>53,558</b>	<b>2015</b>	<b>CHINA</b>	<b>81,340</b>		
<b>AVANCE LEVANT</b>	<b>53,658</b>	<b>2015</b>	<b>CHINA</b>	<b>81,340</b>		
<b>CHINOOK</b>	<b>53,660</b>	<b>2015</b>	<b>CHINA</b>	<b>81,340</b>		
<b>PAMPERO</b>	<b>53,503</b>	<b>2015</b>	<b>CHINA</b>	<b>81,340</b>		
<b>AVANCE POLARIS</b>	<b>58,312</b>	<b>2022</b>	<b>KOREA</b>	<b>89,459</b>		
<b>AVANCE CAPELLA</b>	<b>58,243</b>	<b>2022</b>	<b>KOREA</b>	<b>89,459</b>		
<b>AVANCE RIGEL</b>	<b>58,207</b>	<b>2023</b>	<b>KOREA</b>	<b>89,497</b>		
<b>AVANCE AVIOR</b>	<b>58,247</b>	<b>2023</b>	<b>KOREA</b>	<b>89,450</b>	<b>1000</b>	<b>CL OF BW LPG</b>
<b>NAVIGATOR AURORA</b>	<b>27,037</b>	<b>2016</b>	<b>CHINA</b>	<b>34,373</b>	<b>44.8</b>	<b>CL OF NAVIGATOR G.</b>

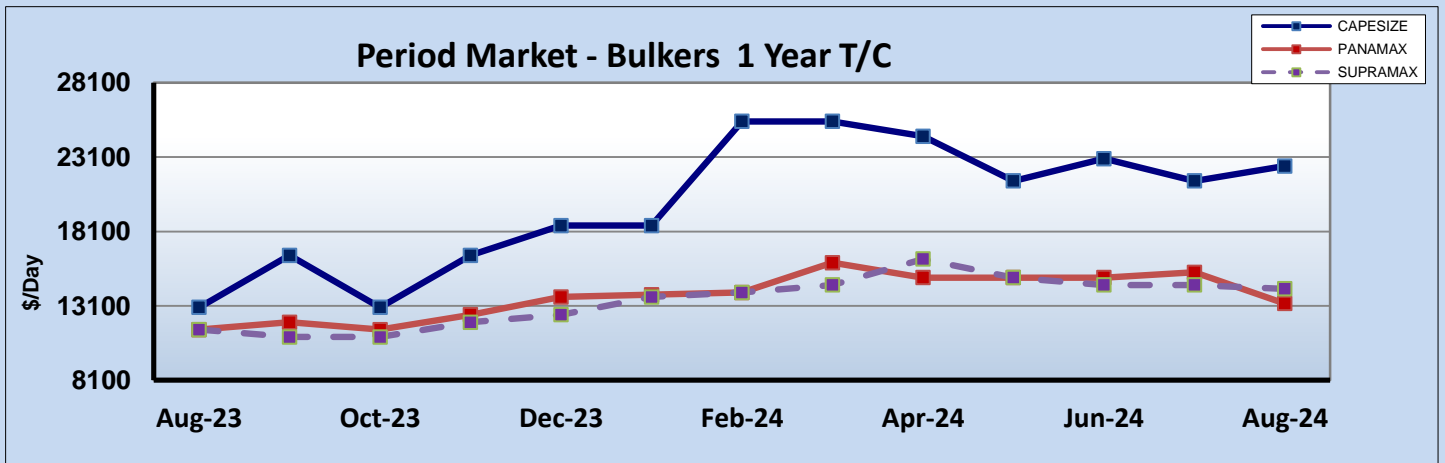
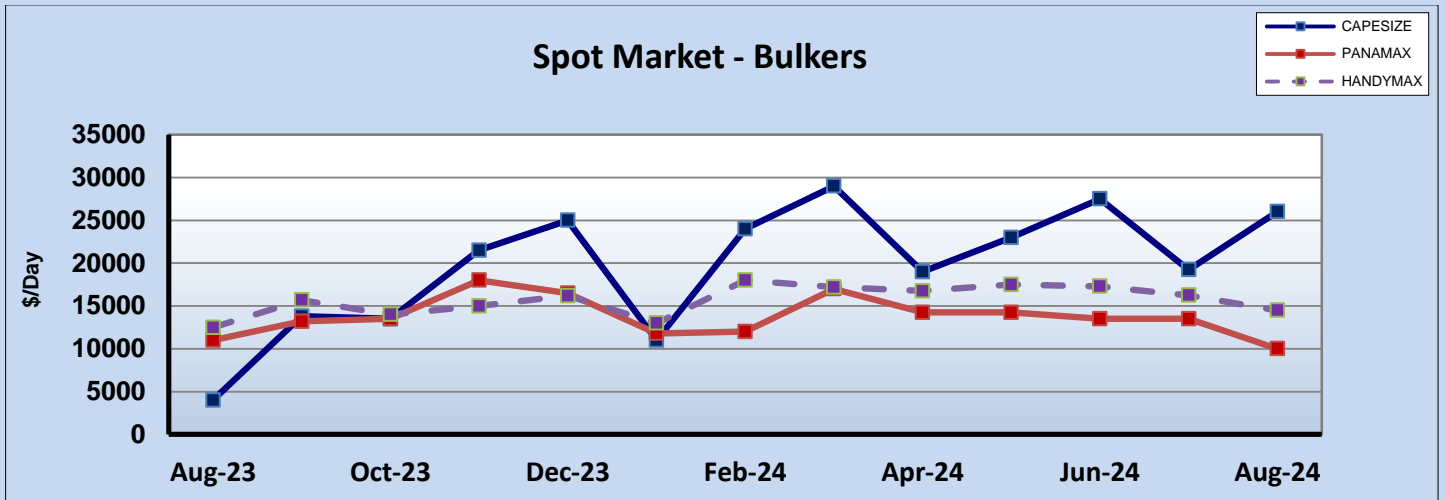




**BULKER SALES**

NAME	DWT	BLT		GEAR	PRICE \$ (MIO)	BUYER
ISS CANTATA	31,949	2002	JAPAN	4x30	6.8	UNDISCLOSED
MONICA D	52,478	2001	JAPAN	4x30.5	7.8	CHINESE
GREAT SPRING	61,438	2017	CHINA	4x30.5	27.8	UNDISCLOSED
SEACON ATHENS	63,290	2019	CHINA	4x35	32.1	CHINESE
JAL KAMAL	63,319	2020	JAPAN	4x30.7	37	UNDISCLOSED
HB IMABARI	40,320	2024	JAPAN	4x30.7	35.35	UNDISCLOSED
CENTURY ZHENGZHOU	63,550	2024	CHINA	4x30	38.3	SPAR SHIPPING AS
CORONA KINGDOM	88,233	2004	JAPAN	-	11.8	CHINESE
CAPTAIN KARAM	56,018	2006	JAPAN	4x30	13.9	GURITA LINTAS S.
SUZAKU	54,881	2006	JAPAN	4x30	14	UNDISCLOSED
BELLEMAR	81,448	2007	JAPAN	-	17.5	ICON ENERGY
VIGOR SW	32,228	2009	JAPAN	4x30.5	13.7	UNDISCLOSED
SEASTAR TITAN	30,439	2009	CHINA	4x30	9	UNDISCLOSED
CS CAPRICE	30,465	2010	CHINA	4x30	11	UNDISCLOSED
UGLIAN	37,729	2010	CHINA	4x30	11.85	UNDISCLOSED
SEACON 9	74,844	2012	CHINA	-	14.71 (AUCTION)	EGPN BULK CAR.

<b>DOLCE VITA</b>	<b>61,616</b>	<b>2012</b>	<b>JAPAN</b>	<b>4x30</b>	<b>23.5</b>	<b>CHINESE</b>
<b>BUNUN GLORY</b>	<b>37,046</b>	<b>2015</b>	<b>JAPAN</b>	<b>4x30.5</b>	<b>23</b>	<b>MANTAGAS S.</b>
<b>HEILAN CRUISER</b>	<b>56,922</b>	<b>2012</b>	<b>CHINA</b>	<b>4x35</b>	<b>14.7</b>	<b>HAITONG S.</b>
<b>WU ZHOU 6</b>	<b>75,981</b>	<b>2013</b>	<b>CHINA</b>	<b>-</b>	<b>18.5</b>	<b>UNDISCLOSED</b>
<b>NORD PENGUIN</b>	<b>81,841</b>	<b>2015</b>	<b>JAPAN</b>	<b>-</b>	<b>30.3</b>	<b>UNDISCLOSED</b>
<b>CIELO DI TAMPA</b>	<b>39,202</b>	<b>2016</b>	<b>CHINA</b>	<b>4x36</b>	<b>22.8</b>	<b>EUROPEAN</b>
<b>ELSA S</b>	<b>80,868</b>	<b>2015</b>	<b>JAPAN</b>	<b>-</b>	<b>30.2</b>	<b>FAR EASTERN</b>
<b>FOMENTO TWO</b>	<b>206,960</b>	<b>2017</b>	<b>KOREA</b>	<b>-</b>	<b>60</b>	<b>PAN OCEAN</b>
<b>LIFE PASSION</b>	<b>37,332</b>	<b>2018</b>	<b>CHINA</b>	<b>4x30</b>	<b>22</b>	<b>GERMAN</b>
<b>MINERAL HIROSHIGE</b>	<b>208,572</b>	<b>2019</b>	<b>JAPAN</b>	<b>-</b>	<b>70</b>	<b>PAN OCEAN</b>
<b>XING DE HAI</b>	<b>82,204</b>	<b>2017</b>	<b>JAPAN</b>	<b>-</b>	<b>37</b>	<b>TOLANI SHIPPING</b>
<b>ISOLDA</b>	<b>34,941</b>	<b>1999</b>	<b>JAPAN</b>	<b>3x30</b>	<b>5.9</b>	<b>UNDISCLOSED</b>
<b>MARAN PROSPERITY</b>	<b>174,240</b>	<b>2006</b>	<b>CHINA</b>	<b>-</b>	<b>21.5</b>	<b>CHINESE</b>
<b>SANIA</b>	<b>57,011</b>	<b>2010</b>	<b>CHINA</b>	<b>4x30</b>	<b>12.5</b>	<b>UNDISCLOSED</b>
<b>PONTOTRITON</b>	<b>177,947</b>	<b>2007</b>	<b>CHINA</b>	<b>-</b>	<b>23</b>	<b>CHINESE</b>
<b>JAG RANI</b>	<b>56,819</b>	<b>2001</b>	<b>CHINA</b>	<b>4x30</b>	<b>-</b>	<b>UNDISCLOSED</b>
<b>GOLDEN RUBY</b>	<b>74,052</b>	<b>2014</b>	<b>INDIA</b>	<b>-</b>	<b>20.8</b>	<b>INDONESIAN</b>
<b>LAVAUX</b>	<b>35,774</b>	<b>2010</b>	<b>KOREA</b>	<b>4x30</b>	<b>-</b>	<b>UNDISCLOSED</b>
<b>CAPE AZALEA</b>	<b>208,025</b>	<b>2012</b>	<b>CHINA</b>	<b>-</b>	<b>38.5</b>	<b>CHINESE</b>



**CONTAINER SALES**

<i>NAME</i>	<i>DWT</i>	<i>BLT</i>		<i>GEAR</i>	<i>TEU</i>	<i>PRICE \$ (MIO)</i>	<i>BUYER</i>
<b>PUERTO LIMON EXPRESS</b>	<b>33,411</b>	<b>2009</b>	<b>KOREA</b>	<b>4x40</b>	<b>2,556</b>		<b>ENBLOC BSS</b>
<b>SANTA MARIA EXPRESS</b>	<b>33,456</b>	<b>2010</b>	<b>KOREA</b>	<b>4x40</b>	<b>2,556</b>	<b>46</b>	<b>UNDISCLOSED</b>
<b>CHICAGO</b>	<b>68,037</b>	<b>2003</b>	<b>KOREA</b>	<b>-</b>	<b>6,078</b>	<b>-</b>	<b>C OF PETER DOHLE</b>
<b>WANA BHUM</b>	<b>30,832</b>	<b>2005</b>	<b>JAPAN</b>	<b>-</b>	<b>2,378</b>		<b>ENBLOC BSS</b>
<b>XUTRA BHUM</b>	<b>30,832</b>	<b>2005</b>	<b>JAPAN</b>	<b>-</b>	<b>2,378</b>		
<b>AS PAOLA</b>	<b>33,868</b>	<b>2005</b>	<b>GERMANY</b>	<b>3x45</b>	<b>2,478</b>	<b>60.5</b>	<b>HMM</b>

**Ro-Pax / Fast Ferries SALES**

<i>NAME</i>	<i>GT</i>	<i>BLT</i>		<i>Pax</i>	<i>PRICE \$(MIO)</i>	<i>BUYER</i>
-	-	-	-	-	-	-

**CRUISE SALES**

<i>NAME</i>	<i>GT</i>	<i>BLT</i>		<i>Pax</i>	<i>PRICE \$ (MIO)</i>	<i>BUYER</i>
-	-	-	-	-	-	-

**Ro-Ro SALES**

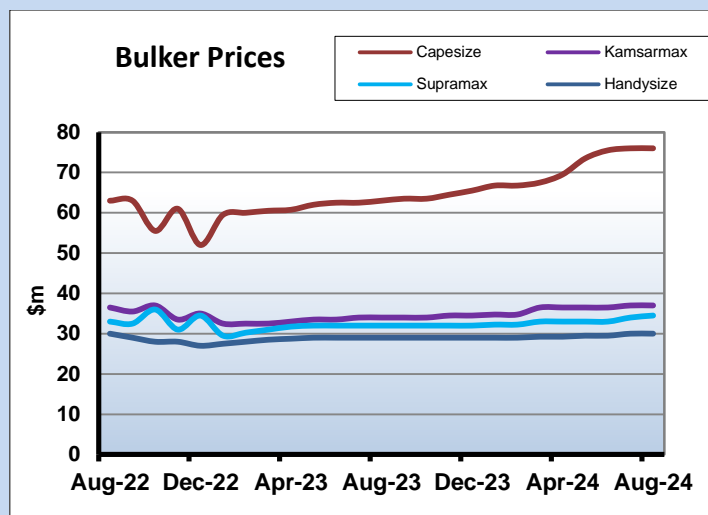
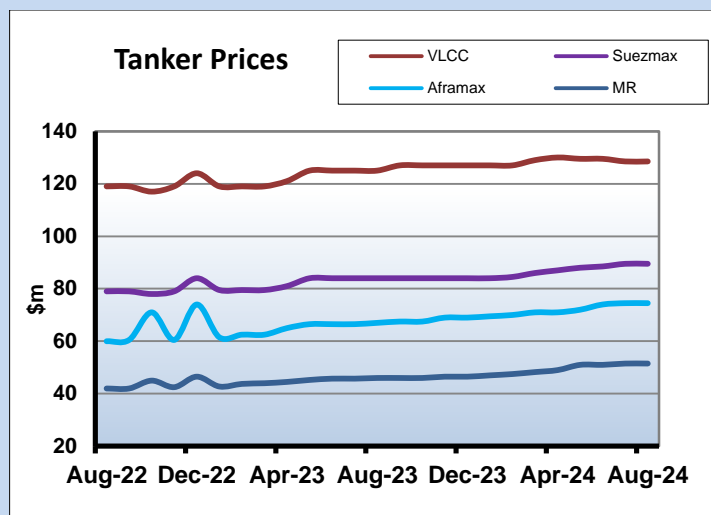
<i>NAME</i>	<i>GT</i>	<i>BLT</i>		<i>Pax</i>	<i>PRICE \$ (MIO)</i>	<i>BUYER</i>
<b>STENA GOTHICA</b>	<b>13294</b>	<b>1982</b>	<b>ITALY</b>	<b>186</b>	<b>-</b>	<b>CL OF UKFERRY S.</b>

**OFFSHORE SALES**

<i>NAME</i>	<i>GT</i>	<i>BLT</i>		<i>BOLL. PULL</i>	<i>PRICE \$ (MIO)</i>	<i>BUYER</i>
<b>POSH PUFFIN</b>	<b>2795</b>	<b>2014</b>	<b>INDIA</b>	<b>-</b>	<b>-</b>	<b>CL OF PISCES OFFSHORE</b>
<b>NOBLE SENTINEL</b>	<b>3535</b>	<b>2022</b>	<b>CHINA</b>	<b>-</b>	<b>-</b>	<b>UNDISCLOSED</b>
<b>ENAV AGAVE</b>	<b>3601</b>	<b>2022</b>	<b>CHINA</b>	<b>-</b>	<b>-</b>	<b>BRAZILIAN</b>



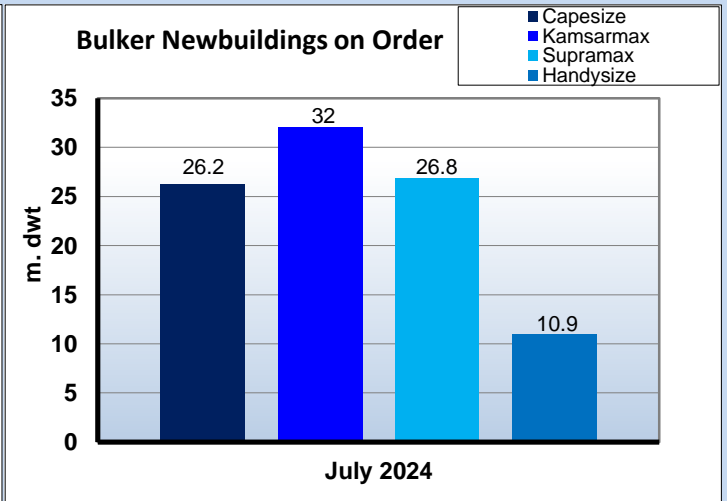
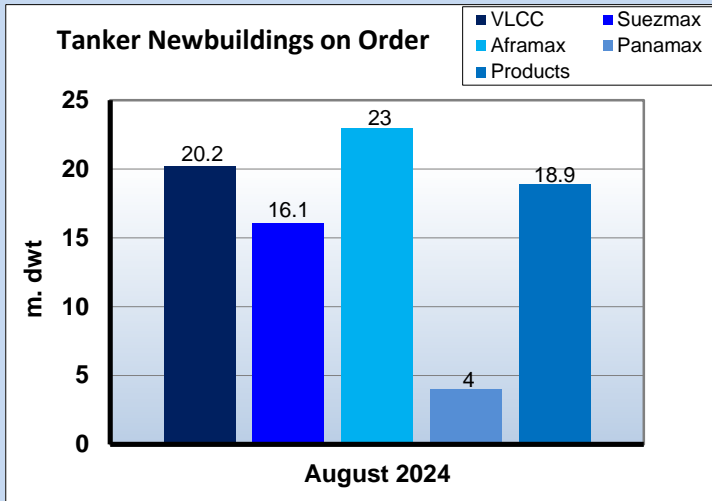
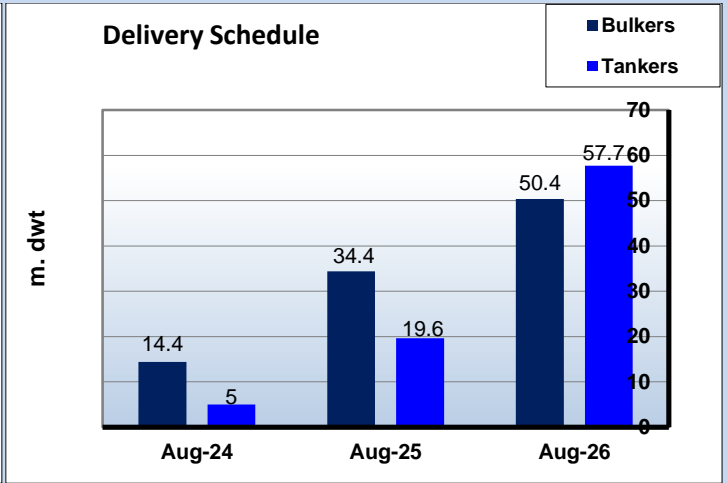
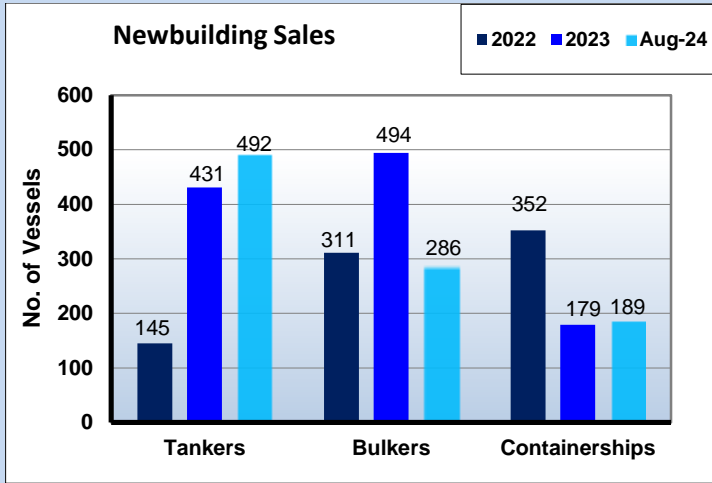
## NEW BUILDING MARKET AND REPORTED CONTRACTS



Dry Bulk Orderbook				
Ship Type	m.Dwt 2024	2025	2026+	Total No. Ships
<b>Capesize</b>	2.4	7.3	19.2	135
<b>Kamsarmax</b>	5.0	10.4	16.2	383
<b>Supra/Hmax</b>	4.6	11.2	11.6	433
<b>Handies</b>	2.5	5.5	3.3	312
<b>Total</b>	14.4	34.4	50.4	1263

Tanker Orderbook				
Ship Type	m.Dwt 2024	2025	2026+	Total No. Ships
<b>ULCC/VLCC</b>	0.3	1.5	18.3	65
<b>Suezmax</b>	0.9	4.6	10.6	103
<b>Aframax</b>	1.7	6.9	14.4	201
<b>Panamax</b>	0.1	0.8	3.1	54
<b>MR + Small</b>	1.8	5.8	11.2	520
<b>Total</b>	5.0	19.6	57.7	943

LPG Orderbook				
Ship Type	,000cb 2024	2025	2026+	Total No. Ships
<b>VLGC</b>	548	2,029	10,108	137
<b>LGC</b>	0	225	1,005	27
<b>MR</b>	116	174	1,047	39
<b>Handy</b>	71	93	113	38
<b>Small</b>	9	4	0	4
<b>Total m.Dwt</b>	0.52	1.70	8.11	245



DWT in Thousands	Newbuilding Historical Prices (\$m)													
	Aug-24	2023	2022	2021	2020	2019	2018	2017	2016	2010	2005	2000	1995	1990
<b>Tankers</b>														
320 DWT <sup>1</sup>	128.5	127	124	110	85.5	95.6	92.4	81.5	84.5	104.8	120	76.5	85.3	87.4
170 DWT <sup>1</sup>	89.5	84	84	75	57	71.7	60.6	55	54.5	66.3	71.5	52.5	54	66.1
115 DWT <sup>1</sup>	74.5	69	74	58.5	46.5	55.1	48.1	44	44.5	56	58	41.5	43.3	53.2
50 DWT <sup>1</sup>	51.5	46.5	46.5	40	34	38.8	36.7	33.8	32.5	36.1	43	29.5	33.2	32.1
<b>Bulkers</b>														
185 DWT <sup>1</sup>	76	65.5	51.5	46.5	51.8	50.4	44	42	46	57.2	58.5	40.5	42.3	60.2
83 DWT <sup>1</sup>	37	34.5	35	26	30.6	28.1	25.5	24.5	25.7	34.3	36	22.5	27.9	30
64 DWT <sup>*</sup>	34.5	32	34	24	27.4	26.2	24	22.3	24.1	31.1	31	20.5	24.1	25.3
35 DWT <sup>*</sup>	30	29	27	23	22.6	23.9	22	19.5	20.3	26.3	25.5	15	19.2	21.3

<sup>1</sup> Before 2001 sizes to read 280,000 - 140,000 - 95,000 - 40,000 respectively for tankers and 150,000 - 69,000 for Bulkers <sup>2</sup> Single Hull <sup>3</sup> 30,000 DWT +Prior 2017 to read 73 - 76k dwt, 45k dwt & 30k dwt

(note: above is for vessels built Japan / Korea, you should also consider US\$ / Yen / Won relation for the years mentioned)

**Newbuilding Orders**

<b>TYPE</b>	<b>DWT</b>	<b>BUILDER</b>	<b>DELIVERY</b>	<b>PRICE \$</b>	<b>OWNER</b>	<b>NOTES</b>
ASP. & BIT.	9,000	FUJIAN MAWEI SB	AUG 2026	23.50	COSCO SHIPPING SPEC	-
ASP. & BIT.	9,000	FUJIAN MAWEI SB	MAY 2026	23.50	COSCO SHIPPING SPEC	-
ASP. & BIT.	9,000	FUJIAN MAWEI SB	FEB 2026	23.50	COSCO SHIPPING SPEC	-
ASP. & BIT.	9,000	FUJIAN MAWEI SB	OCT 2026	23.50	COSCO SHIPPING SPEC	-
ASP. & BIT.	9,550	CRSIC	MAR 2026	21	SHUN YUAN HK	-
ASP. & BIT.	9,550	CRSIC	DEC 2025	21	SHUN YUAN HK	-
LPG	45,000	HYUNDAI MIPO	APR 2027	80.70	UNKNOWN	LPG
LPG	45,000	HYUNDAI MIPO	APR 2027	80.70	UNKNOWN	LPG
CONTAINER	220,000	HANTONG WING HI	2028	-	MSC	LNG
CONTAINER	220,000	HANTONG WING HI	2028	-	MSC	LNG
CONTAINER	220,000	HANTONG WING HI	2028	-	MSC	LNG
CONTAINER	220,000	HANTONG WING HI	2028	-	MSC	LNG
CONTAINER	220,000	HANTONG WING HI	2028	-	MSC	LNG
CONTAINER	220,000	HANTONG WING HI	2028	-	MSC	LNG
CONTAINER	220,000	HANTONG WING HI	2027	-	MSC	LNG
CONTAINER	220,000	HANTONG WING HI	2027	-	MSC	LNG
CONTAINER	220,000	HANTONG WING HI	2027	-	MSC	LNG
CONTAINER	220,000	HANTONG WING HI	2027	-	MSC	LNG
AMMONIA/LPG	93,000	JIANGNAN SY GROUP	2028	-	JALDHI OVERSEAS	LPG,AMM.
AMMONIA/LPG	93,000	JIANGNAN SY GROUP	2027	-	JALDHI OVERSEAS	LPG,AMM.
PRODUCTS	115,000	DALIAN SHIPBUILDING	2028	-	CMES SHIPPING	SCRUB.
PRODUCTS	115,000	DALIAN SHIPBUILDING	2028	-	CMES SHIPPING	SCRUB.
PRODUCTS	115,000	DALIAN SHIPBUILDING	2028	-	CMES SHIPPING	SCRUB.
PRODUCTS	115,000	DALIAN SHIPBUILDING	2027	-	CMES SHIPPING	SCRUB.
PRODUCTS	115,000	DALIAN SHIPBUILDING	2027	-	CMES SHIPPING	SCRUB.
TANKER	306,000	DALIAN SHIPBUILDING	2028	-	CMES SHIPPING	SCRUB.
TANKER	306,000	DALIAN SHIPBUILDING	2028	-	CMES SHIPPING	SCRUB.
TANKER	306,000	DALIAN SHIPBUILDING	2028	-	CMES SHIPPING	SCRUB.
TANKER	306,000	DALIAN SHIPBUILDING	2027	-	CMES SHIPPING	SCRUB.
TANKER	306,000	DALIAN SHIPBUILDING	2027	-	CMES SHIPPING	SCRUB.
OPEN HATCH	82,300	HUANGPU WENCHONG	JAN 2029	-	GEARBULK	AMM,MTH.
OPEN HATCH	82,300	HUANGPU WENCHONG	OCT 2028	-	GEARBULK	AMM,MTH.
CONTAINER	145,000	HUDONG ZHONGHUA	DEC 2027	-	PIL	LNG
CONTAINER	145,000	HUDONG ZHONGHUA	SEP 2027	-	PIL	LNG
CONTAINER	145,000	HUDONG ZHONGHUA	JUN 2027	-	PIL	LNG
CONTAINER	145,000	HUDONG ZHONGHUA	MAR 2027	-	PIL	LNG
CONTAINER	145,000	HUDONG ZHONGHUA	DEC 2026	-	PIL	LNG
MPP/HVY.LIFT	38,000	SHANGHAI ZHENHUA	2027	-	CHIPOLBROK	-
MPP/HVY.LIFT	38,000	SHANGHAI ZHENHUA	2027	-	CHIPOLBROK	-
MPP/HVY.LIFT	38,000	SHANGHAI ZHENHUA	2026	-	CHIPOLBROK	-
MPP/HVY.LIFT	38,000	SHANGHAI ZHENHUA	2026	-	CHIPOLBROK	-
CHEM&OIL	40,000	GSI NANSHA	2027	-	SOCATRA	-
CHEM&OIL	40,000	GSI NANSHA	2027	-	SOCATRA	-
PRODUCTS	113,500	HENGLI SB (DALIAN)	2028	-	WAH KWONG M.	-

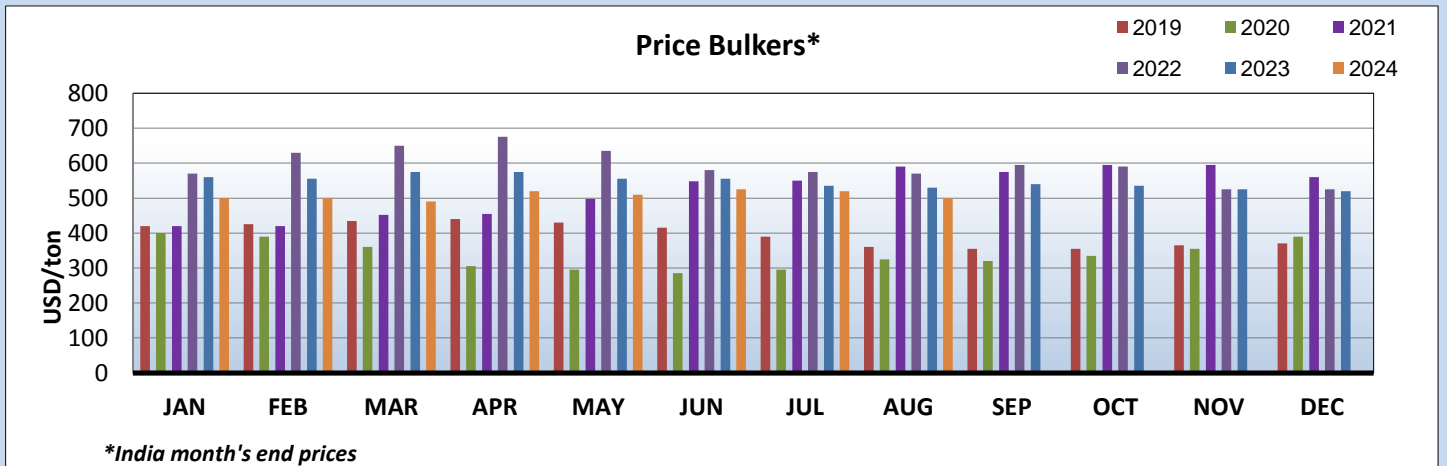
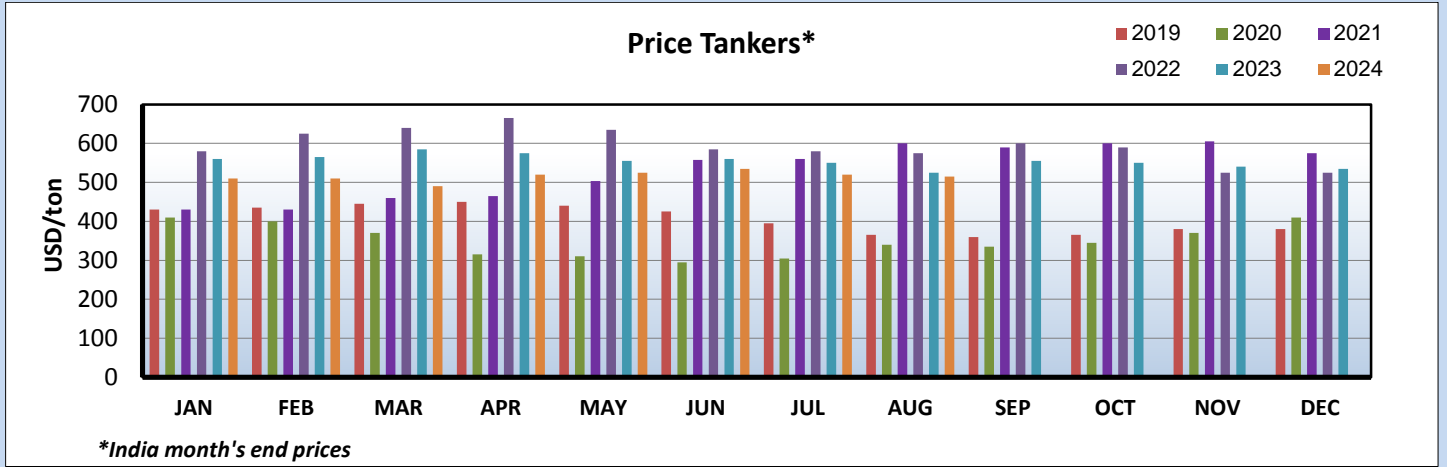
<b>CRUISE</b>	<b>21,513</b>	<b>MEYER TURKU</b>	<b>2027</b>	<b>-</b>	<b>ROYAL CARIBBEAN INTL</b>	<b>LNG</b>
<b>ETHYL/LPG</b>	<b>32,000</b>	<b>JIANGNAN SY GROUP</b>	<b>JAN 2028</b>	<b>102.9</b>	<b>NAVIGATOR GAS</b>	<b>ETHANE</b>
<b>ETHYL/LPG</b>	<b>32,000</b>	<b>JIANGNAN SY GROUP</b>	<b>NOV 2027</b>	<b>102.9</b>	<b>NAVIGATOR GAS</b>	<b>ETHANE</b>
<b>ETHYL/LPG</b>	<b>32,000</b>	<b>JIANGNAN SY GROUP</b>	<b>JUL 2027</b>	<b>102.9</b>	<b>NAVIGATOR GAS</b>	<b>ETHANE</b>
<b>ETHYL/LPG</b>	<b>32,000</b>	<b>JIANGNAN SY GROUP</b>	<b>MAR 2027</b>	<b>102.9</b>	<b>NAVIGATOR GAS</b>	<b>ETHANE</b>
<b>LPG</b>	<b>35,000</b>	<b>HYUNDAI MIPO</b>	<b>MAY 2027</b>	<b>74.50</b>	<b>PURUS MARINE</b>	<b>LPG</b>
<b>LPG</b>	<b>35,000</b>	<b>HYUNDAI MIPO</b>	<b>MAY 2027</b>	<b>74.50</b>	<b>PURUS MARINE</b>	<b>LPG</b>
<b>BULK</b>	<b>210,000</b>	<b>CSBC (KAOHSIUNG)</b>	<b>2027</b>	<b>-</b>	<b>CHINESE MAR. TRANS.</b>	<b>SRCUB.</b>
<b>BULK</b>	<b>210,000</b>	<b>CSBC (KAOHSIUNG)</b>	<b>2027</b>	<b>-</b>	<b>CHINESE MAR. TRANS.</b>	<b>SRCUB.</b>
<b>BULK</b>	<b>210,000</b>	<b>CSBC (KAOHSIUNG)</b>	<b>2027</b>	<b>-</b>	<b>CHINESE MAR. TRANS.</b>	<b>SRCUB.</b>
<b>BULK</b>	<b>210,000</b>	<b>CSBC (KAOHSIUNG)</b>	<b>2026</b>	<b>-</b>	<b>CHINESE MAR. TRANS.</b>	<b>SRCUB.</b>
<b>CONTAINER</b>	<b>145,000</b>	<b>COSCO HI (YANGZHOU)</b>	<b>MAR 2029</b>	<b>179.50</b>	<b>COSCO SHIPPING LINES</b>	<b>MTHNL</b>
<b>CONTAINER</b>	<b>145,000</b>	<b>COSCO HI (YANGZHOU)</b>	<b>JAN 2029</b>	<b>179.50</b>	<b>COSCO SHIPPING LINES</b>	<b>MTHNL</b>
<b>CONTAINER</b>	<b>145,000</b>	<b>COSCO HI (YANGZHOU)</b>	<b>NOV 2028</b>	<b>179.50</b>	<b>COSCO SHIPPING LINES</b>	<b>MTHNL</b>
<b>CONTAINER</b>	<b>145,000</b>	<b>COSCO HI (YANGZHOU)</b>	<b>SEP 2028</b>	<b>179.50</b>	<b>COSCO SHIPPING LINES</b>	<b>MTHNL</b>
<b>CONTAINER</b>	<b>145,000</b>	<b>COSCO HI (YANGZHOU)</b>	<b>JUL 2028</b>	<b>179.50</b>	<b>COSCO SHIPPING LINES</b>	<b>MTHNL</b>
<b>CONTAINER</b>	<b>145,000</b>	<b>COSCO HI (YANGZHOU)</b>	<b>MAY 2028</b>	<b>179.50</b>	<b>COSCO SHIPPING LINES</b>	<b>MTHNL</b>
<b>CONTAINER</b>	<b>145,000</b>	<b>COSCO HI (YANGZHOU)</b>	<b>MAR 2028</b>	<b>179.50</b>	<b>COSCO SHIPPING LINES</b>	<b>MTHNL</b>
<b>CONTAINER</b>	<b>145,000</b>	<b>COSCO HI (YANGZHOU)</b>	<b>JAN 2028</b>	<b>179.50</b>	<b>COSCO SHIPPING LINES</b>	<b>MTHNL</b>
<b>CONTAINER</b>	<b>145,000</b>	<b>COSCO HI (YANGZHOU)</b>	<b>NOV 2027</b>	<b>179.50</b>	<b>COSCO SHIPPING LINES</b>	<b>MTHNL</b>
<b>CONTAINER</b>	<b>145,000</b>	<b>COSCO HI (YANGZHOU)</b>	<b>SEP 2027</b>	<b>179.50</b>	<b>COSCO SHIPPING LINES</b>	<b>MTHNL</b>
<b>CONTAINER</b>	<b>145,000</b>	<b>COSCO HI (YANGZHOU)</b>	<b>JUL 2027</b>	<b>179.50</b>	<b>COSCO SHIPPING LINES</b>	<b>MTHNL</b>
<b>CONTAINER</b>	<b>145,000</b>	<b>COSCO HI (YANGZHOU)</b>	<b>MAY 2027</b>	<b>179.50</b>	<b>COSCO SHIPPING LINES</b>	<b>MTHNL</b>

## DEMOLITION MARKET

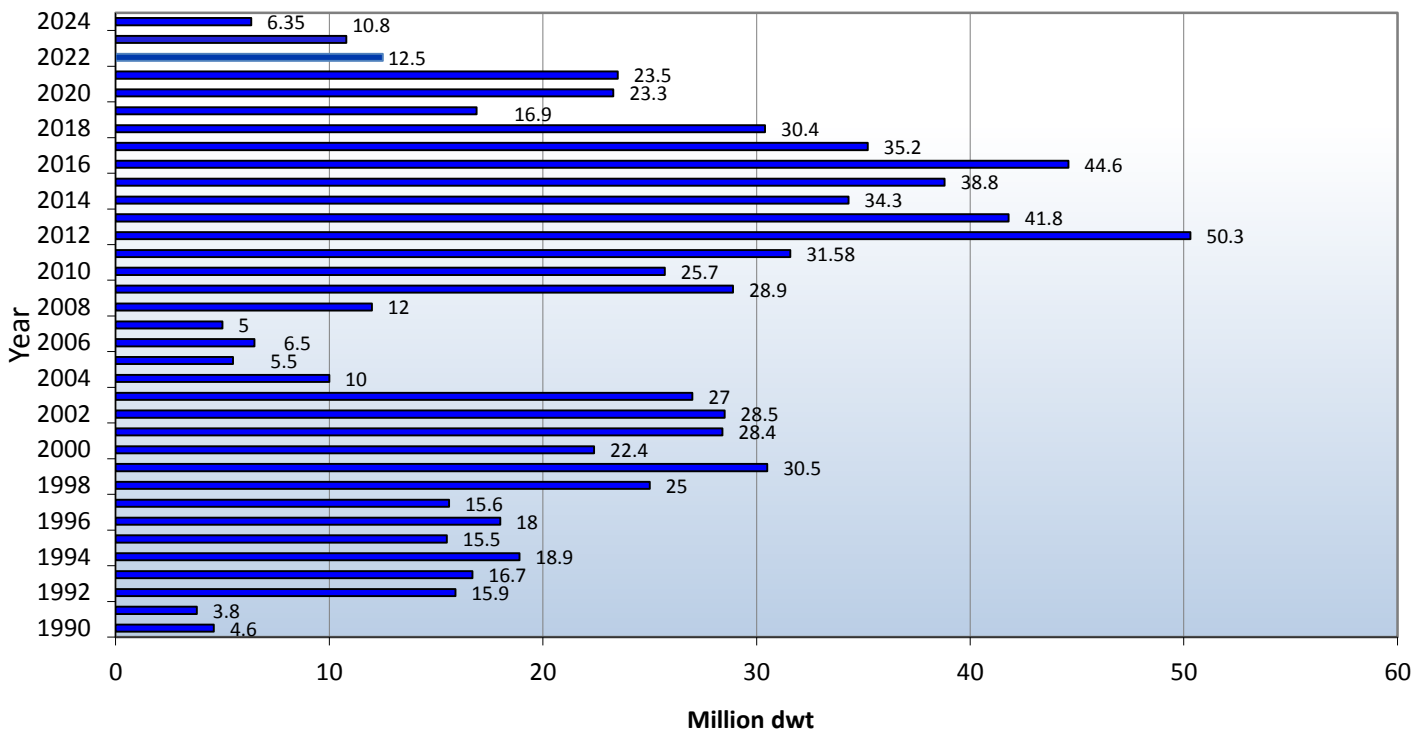
### \* MONTH'S END PRICES

Demolition Prices		
	Gen Cargo	Tanker
<b>India</b>	<b>515/lt Ldt</b>	<b>515/lt Ldt</b>
<b>Bangladesh</b>	<b>520/lt Ldt</b>	<b>525/lt Ldt</b>
<b>Pakistan</b>	<b>510/lt Ldt</b>	<b>510/lt Ldt</b>
<b>Turkey</b>	<b>355/lt Ldt</b>	<b>355/lt Ldt</b>

**Demolition Historical Data**

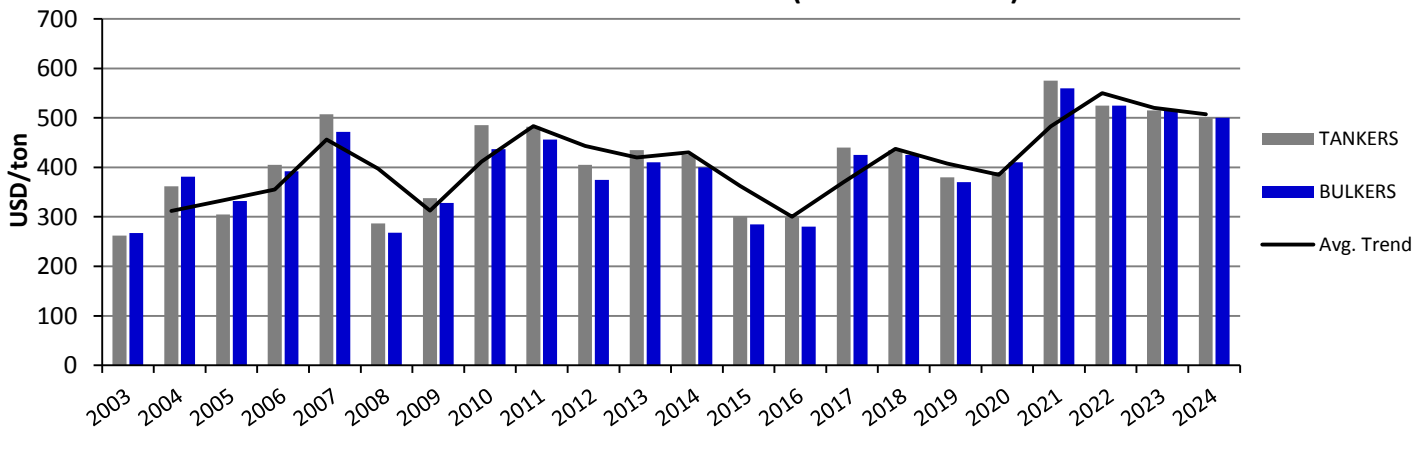


### Total Demolition (Dwt)



\* Bss reported sales

### Historical Demolition Prices (India Year's End)



HISTORICAL DEMOLITION PRICES (*Indian Year's End)																			
	2006	2007	2008	2009	2010	2011	2012	2013	2014	2015	2016	2017	2018	2019	2020	2021	2022	2023	CURR
<b>WET</b>	405	507	287	338	485	482	405	435	425	300	300	440	435	380	410	575	525	515	500
<b>DRY</b>	392	472	268	328	437	456	375	410	400	285	280	425	425	370	390	560	525	515	500

**India**

<i>TYPE</i>	<i>NAME</i>	<i>DWT</i>	<i>BLT</i>	<i>LDT</i>	<i>PRICE \$/LDT</i>	<i>COMMENTS</i>
TWEEN	OCMIS LEGENDS	5,199	1998	2,331	530	-
REEF	ICE RUNNER	14,499	1984	6,973	615	-
CONT	MSC ANNAMARIA	31,205	1987	-	535	-

**Bangladesh**

<i>TYPE</i>	<i>NAME</i>	<i>DWT</i>	<i>BLT</i>	<i>LDT</i>	<i>PRICE \$/LDT</i>	<i>COMMENTS</i>
BULK	NAHIDE-M	27,917	1995	7,125	510	-
BULK	JIN ZHAO 11	10,200	2005	-	-	-

**Pakistan**

<i>TYPE</i>	<i>NAME</i>	<i>DWT</i>	<i>BLT</i>	<i>LDT</i>	<i>PRICE \$/LDT</i>	<i>COMMENTS</i>
-	-	-	-	-	-	-

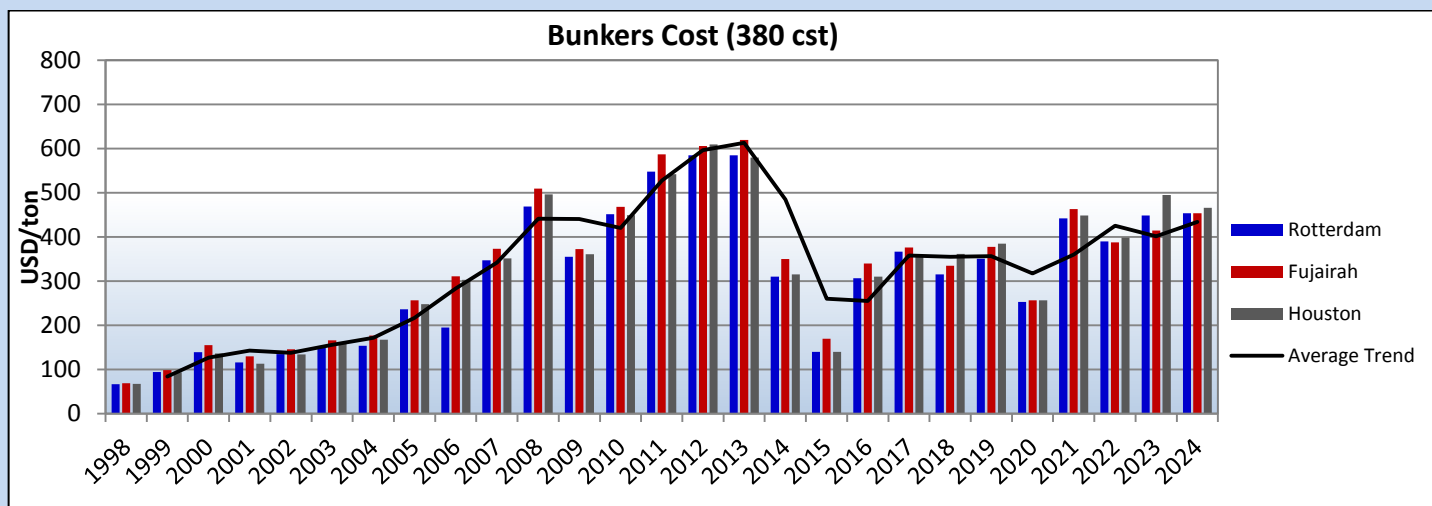
**Turkey**

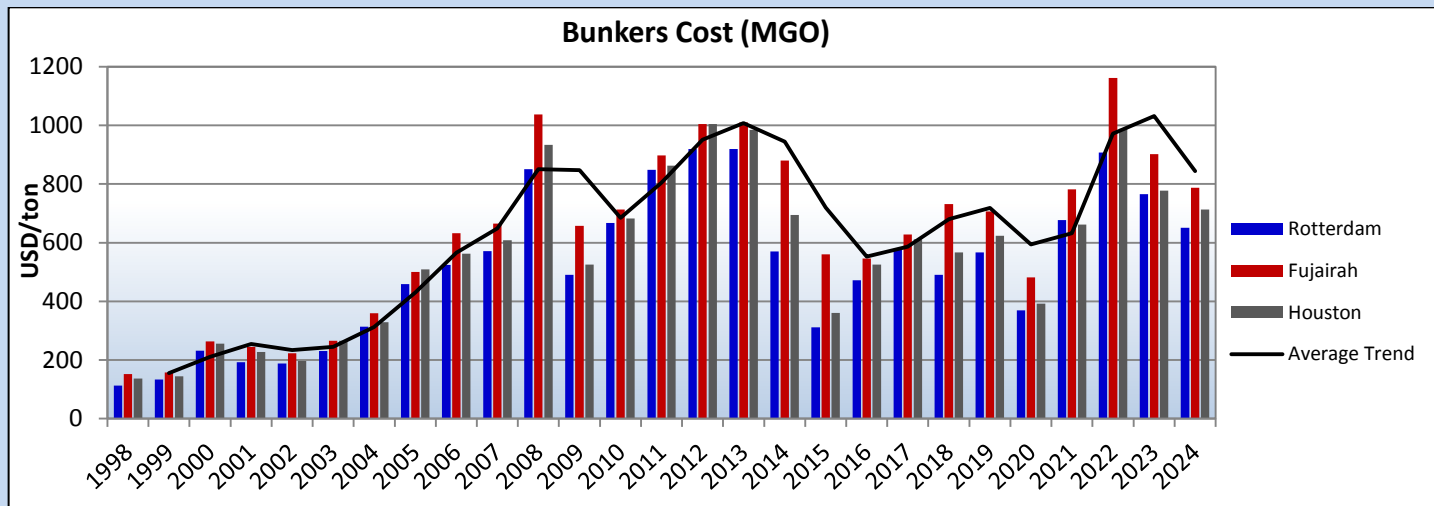
<i>TYPE</i>	<i>NAME</i>	<i>DWT</i>	<i>BLT</i>	<i>LDT</i>	<i>PRICE \$/LDT</i>	<i>COMMENTS</i>
TWEEN	ISLAND BAY	6,569	1984	2,881	-	-
REEF	MONTECRUZ	3,439	1978	-	-	-
CONT	ALEXANDER MAERSK	17,526	1998	6,122	-	-

**Other**

<i>TYPE</i>	<i>NAME</i>	<i>DWT</i>	<i>BLT</i>	<i>LDT</i>	<i>PRICE \$/LDT</i>	<i>COMMENTS</i>
TANK	FPSO FLUMINENSE	356,400	1974	43,485	-	-

**HISTORICAL BUNKER PRICES**

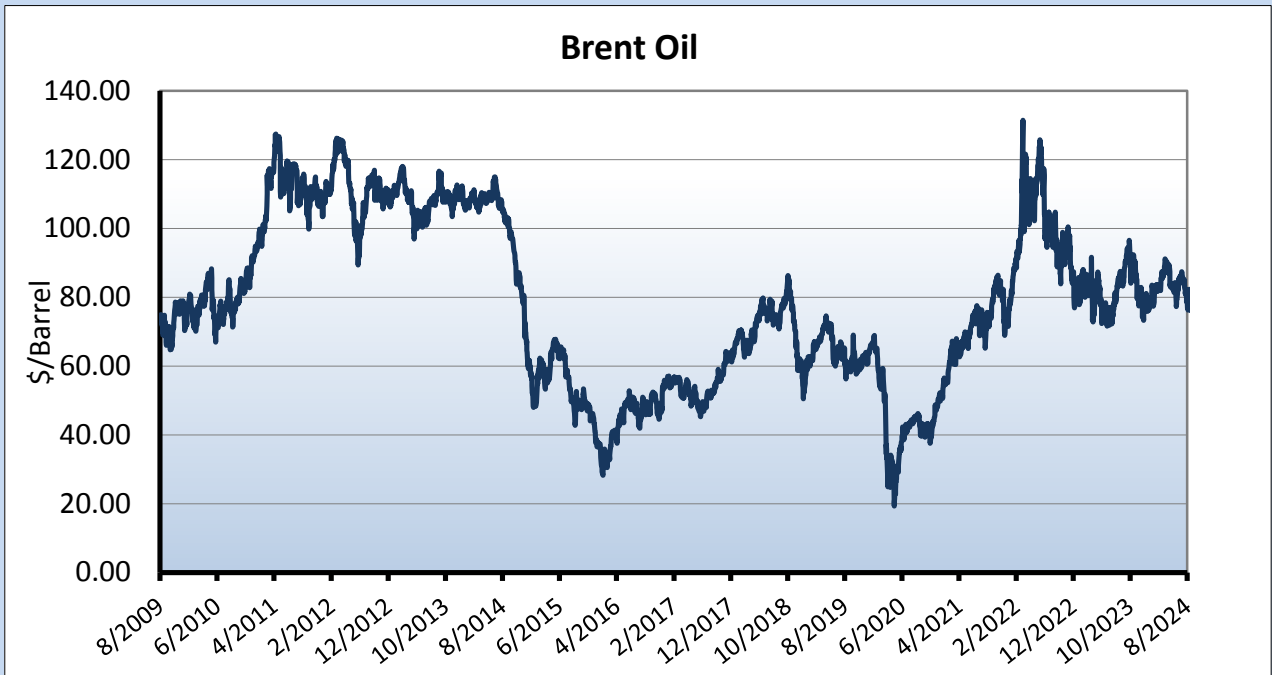
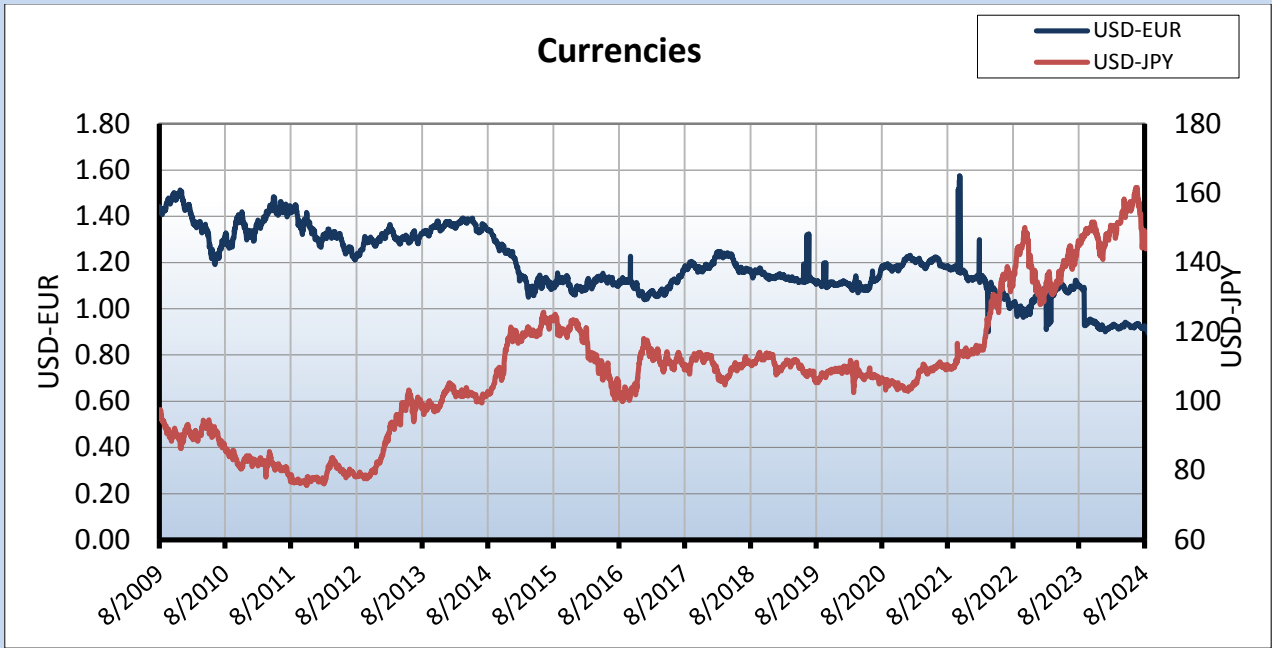




	HISTORICAL BUNKER PRICES					
	Rotterdam		Fujairah		Houston	
	380 cst	MGO	380 cst	MGO	380 cst	MGO
2003	151	230.4	166.3	265.2	160.2	265.1
2004	154	313.4	176.7	359.3	167.3	328.7
2005	236	458.4	256.6	500.1	248.3	508.5
2006	195	524.1	310.9	631.8	303	562.3
2007	347	571.3	373.7	664.7	351.8	608.6
2008	469	850.7	509.4	1037.7	496.8	933.2
2009	355	490.6	372.8	657	360.7	525
2010	452	667.1	468.2	712.9	449.3	683
2011	548	848.6	587.5	897.5	542.1	862.4
2012	585	920	606	1005	610	1005
2013	585	920	620	1010	580	985
2014	310	570	350	880	315	695
2015	140	311	170	560	140	360
2016	307	472	340	546	310	525
2017	367	579	376	627.5	356	612
2018	315	490	335	732	362	567
2019	290.4	607.2	290.3	760.3	342	647.8
2020	302	426	312	474	296	461.75
2021	442.5	677	463	782	449	661.5
2022	390	908	388	1162	399	988.50
2023	449	766	415	902	449	778
02-09-24	454	651	454	787	466	713



# MARKET INDICATORS



	GBP	CAD	EUR	JPY	CHF	USD	AUD
GBP	1	0.8951	0.8425	0.0052	0.8951	0.7613	0.5160
CAD	1.7728	1	1.4936	0.0092	1.5868	1.3496	0.9148
EUR	1.1870	0.6695	1	0.0062	1.0624	0.9036	0.6125
JPY	192.8628	108.7878	162.4857	1	172.6279	146.8200	99.5146
CHF	1.1172	0.6302	0.9412	0.0058	1	0.8505	0.5765
USD	1.3136	0.7410	1.1067	0.0068	1.1758	1	0.6778
AUD	1.9380	1.0932	1.6328	0.0101	1.7347	1.4754	1

\* 02/09/2024 values

#### STOCK WATCH

NAME	TICKET	THIS MONTH*	LAST MONTH	CHANGE %	52w HIGH	52w LOW
Capital Product Partners	CPLP	16.77	16.25	3.20%	18.85	12.70
Diana Shipping Inc.	DSX	2.5	2.54	-1.57%	3.64	2.35
Dynagas LNG Partners LP	DLNG	3.75	3.9	-3.85%	4.24	2.27
Euroseas Ltd.	ESEA	45.24	36.98	22.34%	48.50	22.50
Costamare Inc.	CMRE	14.19	14.82	-4.25%	17.58	8.54
Navios Maritime Holdings	NM	6	2.27	164.32%	8.50	1.50
GasLog Ltd.	GLOG	25.71	25.28	1.70%	25.89	23.00
Safe Bulkers Inc.	SB	5.11	5.06	0.99%	6.33	2.97
Star Bulk Carriers Corp.	SBLK	21.37	22.54	-5.19%	27.47	17.12
Stealthgas Inc.	GASS	5.97	6.61	-9.68%	8.84	4.61
TEN Inc.	TNP	24.97	29.28	-14.72%	31.48	18.07
TOP Ships Inc.	TOPS	8.70	9.99	-12.91%	18.97	5.51
Danaos Corporation	DAC	82.04	86.49	-5.15%	98.25	62.37

\* 02/09/2024 values

~~~~~

Disclaimer: Information and data that appear in this report have been obtained from various sources which are believed to be correct and reliable. However, Athenian Shipbrokers S.A. does not guarantee their accuracy or completeness and therefore cannot be held liable for any loss incurred as a result of reliance in any way whatsoever on the information contained herein.

**Kind Regards,**



**ATHENIAN SHIPBROKERS S.A.**